

ONE MORE TIME AROUND

UP-CYCLED TEXTILE GIFT GUIDE



Image Mandy Lou Smith



MAY 2024

Coats And Jackets

Edition



EDITOR'S NOTE

*THIS QR CODE
TAKES YOU TO
THE GROUP*



This magazine is such a delight to put together every month. It is hard to believe that only 15 days ago, we had no idea what the topic would even be! And here it is 15 days later, unfolded in all it's glory. I am so inspired by what the Up-Cycled Cloth Collective is capable of when we all work together. To all of you who added your unique voice to this publication... THANK YOU! I could not do this without you! To those of you who are reading this magazine... THANK YOU! I appreciate your time and attention to learn more about up-cycled textiles. Thank you for supporting our members who share their stories here. Together we are reducing textile waste in the landfill!





IN THIS EDITION...

Page 4
UCCC News

Page 22
Member Features

Page 125
Learn with us

Page 146
Teachers who we support

Page 166
Word Search

Page 167
Directories

Page 212
Affiliated Groups

Page 220
Regional and City Groups





UCCC

NEWS





BUTTON DOLL CHALLENGE

*ARE YOU MAKING A BUTTON DOLL
WITH ME DURING THE MONTH OF MAY?*

Maria Rippingale is one of the teachers in our community who has added eBooks to our online course. She convinced me it would be fun to do a button doll challenge in May and she generously offered to share her eBooks with our members so they can join in the challenge with us.

This is how the challenge works...

Step 1

Send an e-mail to...

melanie@upcycledclothcollective.com

and let me know you would like to participate in the challenge.

Step 2

Look out in the global Group on Facebook for our posts where we share more information about how to participate and tips for making your button doll.

Here is the first of the videos that we shared where we explain how to participate...

<https://www.facebook.com/melanie.brummer/videos/778922344204010/>

Step 3

Make your button doll using the resources in your button box. You can follow the instructions in the eBooks to get an idea of how to put it together and then you can put your own spin on it by using your own resources.

Step 4

Take a picture of your button doll sitting on your button box/tin and share it in the Group to add to our digital collage.

You have until the end of May to add your picture of your button doll in the Group. I am super excited to see your submission!



UCCC MEMBERS

OPPORTUNITIES

TO PARTICIPATE



1. GLOBAL GROUP WITH 200K MEMBERS

Share your projects. Ask your questions. Give and receive encouragement.

2. REGIONAL AND CITY GROUPS

Find your local Regional or City Group to connect with other members who live nearby. Share resources. Learn about events.



3. DIGITAL MAGAZINE

Read about our members who share their stories. Learn with us about different techniques. The magazine is free to download.

4. ONLINE COURSE

Affordable online course for beginners featuring video tutorials and eBooks. Meet new teachers every month.



5. ENCOURAGEMENT

Encouragement is our super power. Our community is your opportunity to give and receive encouragement.

THANK YOU FOR PARTICIPATING!

WWW.UPCYCLEDCLOTHCOLLECTIVE.COM

SUBSCRIBE TO THIS MAGAZINE TO RECEIVE BONUS EBOOKS!



DIGITAL MAGAZINE

ANNUAL PAYMENT

**\$10
USD**

One magazine per month.

Automatically delivered to
your email box on the 15th of
the month.

Bonus eBooks for subscribers.

Member Features
Teacher Features
Tutorials
Adverts for products made
from up-cycled textiles
Thrift stores and charity shops
Regional and City Groups

DIGITAL MAGAZINE

NO PAYMENT

Free!!!

One magazine per month.

You need to remember to visit
the website and download it
every month.

NO bonus eBooks.

Member Features
Teacher Features
Tutorials
Adverts for products made
from up-cycled textiles
Thrift stores and charity shops
Regional and City Groups

Click through to this link to subscribe and make sure you do not miss any of the inspiration...

<https://www.upcycledclothcollective.com/magazine/>

THANK YOU to all of you who have already subscribed! Your contributions will help us to employ the people that we need to make this publication everything it can possibly be. It supports the making and editing of the magazine and pays for the website and web developer to host the magazine for easy download.

Together, we co-create the value!





BONUS EBOOKS

GENEROSITY IS A SUPER POWER!

Here are some of the eBooks that our subscribers have already received. Look out for the poll in the Group during the month where members vote for the topic they want to learn about next.





GIFT A SUBSCRIPTION

GENEROSITY IS A SUPER POWER!

Some of our members have asked for Gift Subscriptions for friends and family. You can now purchase two or three subscriptions for your loved ones on the website.

We would like to thank Lora Weil Hofer and the anonymous donors who have gifted more than twenty Gift Subscriptions to members who cannot afford them.





SUBSCRIBE TO OUR ONLINE COURSE

*WE ARE HERE TO SUPPORT YOUR
JOURNEY OF LEARNING*

We are adding new teachers to the online course every month. Look out for the fresh content in the next couple of weeks. You can subscribe to the exclusive content in the online course for only \$50USD for the year. This is fantastic value for money because we add fresh content every month, so there is always something new to learn. Click through to this link to read more...

<https://upcycledclothcollective.com/join-us/>


There are already so many topics to explore in the library of eBooks and videos. This month we are super excited to announce the addition of these fabulous topics to our online course...



TURN A DRESS INTO A TWO PIECE SET

WE ARE HERE TO SUPPORT YOUR JOURNEY OF LEARNING

Feybe Tololiu





From dress
to two-piece!
by It's All My Doing



LEARN WHY FABRIC GRAIN IS IMPORTANT

*WE ARE HERE TO SUPPORT YOUR
JOURNEY OF LEARNING*

Colleen Jack



**WHY FABRIC GRAIN IS IMPORTANT
WITH COLLEEN JACK AND SHARRON BARTON**



STYLING TIPS FOR A CHANGING BODY SHAPE

*WE ARE HERE TO SUPPORT YOUR
JOURNEY OF LEARNING*

Hayley Joy
Weinberg



STYLING TIPS FOR A
CHANGING BODY SHAPE
WITH HAYLEY JOY WEINBERG

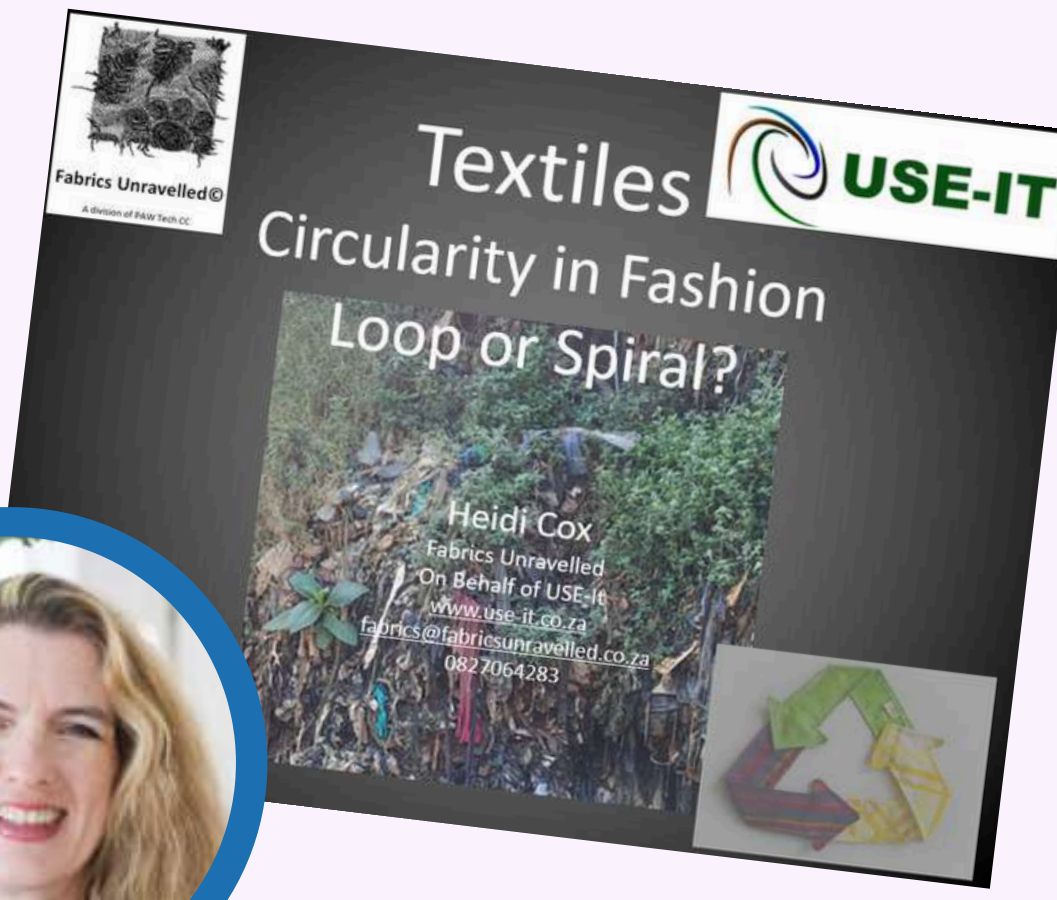




CIRCULARITY IN FASHION LOOP OR SPIRAL?

**WE ARE HERE TO SUPPORT YOUR
JOURNEY OF LEARNING**

Heidi Cox



**WITH MORE TOPICS AND TEACHERS ON
THE WAY NEXT MONTH!**



SUBSCRIBE TO OUR NEW ONLINE COURSE

ONLINE COURSE

MONTHLY PAYMENT

**\$5
USD**

Access to exclusive learning content via website log in.

As soon as you register and pay you get access to a library of videos and eBooks on a wide range of topics, presented by different teachers.

New topics and teachers are added every month.

WhatsApp Group with teacher support.

ONLINE COURSE

ANNUAL PAYMENT

**\$50
USD**

Access to exclusive learning content via website log in.

As soon as you register and pay you get access to a library of videos and eBooks on a wide range of topics, presented by different teachers.

New topics and teachers are added every month.

WhatsApp Group with teacher support.



SUBSCRIBE TO OUR
NEW ONLINE COURSE

Or purchase a VIP Lifetime
Membership for \$275USD!

ONLINE COURSE

MONTHLY PAYMENT

**\$5
USD**

The online course is intended to support members of our community who want a focused learning journey with direct support from teachers.

This option is for students who want to try before they buy. It gives them the chance to try the learning experience at low risk and opt out early if they do not enjoy the experience.

ONLINE COURSE

ANNUAL PAYMENT

**\$50
USD**

The online course is intended to support members of our community who want a focused learning journey with direct support from teachers.

This option is for students who are committed to a year of learning at an affordable price.

HERE ARE SOME OF THE TOPICS THAT YOU UNLOCK AS SOON AS YOU SUBSCRIBE...

- Adding pockets to garments.
- Learn to use a needle threader.
- Learn to hand stitch hems.
- Learn how to make a twined rug.
- Learn how to improve the shape of your three dimensional hearts.
- Ideas for working with old thread.
- Ideas for some quick wins.
- Learn how to make a cushion cover using the seams from old denims.
- Learn how to create jewelry and three dimensional artworks using the fabrics from decorators sample books.
- Learn how to make the Felicity Flowers button doll.
- Working with bleach.
- Dye your fabric using the Quilter's Crush technique.
- ...and many more!



WOULD YOU LIKE TO ADD A PROJECT TO OUR ONLINE COURSE?

We are inviting members of the Up-Cycled Cloth Collective community to add your projects to the online course. If you would like to send in a video submission of you making a project using up-cycled textile resources, we would love to include it! Reach out to me to find out what topics we are looking for at...

melanie@upcycledclothcollective.com

We will add links to your project in the online course so that members who enjoy your teaching style can find you easily.

I am super excited about the lovely topics that we are adding this month.





MEMBER

FEATURES





COVER FEATURE

We asked the members of the Up-Cycled Cloth Collective Group to add their photo submissions that we could use for the cover of this magazine.

It was tough to choose one and we would like to thank Mandy Lou Smith for her contribution that received the most votes from our members. You will see more of the submissions in the Member Features.





AMANDA STANFORD

When You Make a Jacket...

I'm always cold. It's a family joke, of course, and I'm sure ours is not the only family where mom is always cold! But I'm also Latin American, and because I lived in Scotland for six years, I have a lot of cardigans, coats, jackets, sweaters, and combinations of those! Sweater jackets, cardigan coats, you know - anything that can be layered and is soft and cozy.



I counted one day when we returned to living in the United States. I have 52 sweaters, but I recently purged and now I only have 45. I'm learning to make choices, clearly. Haha!

Anyway, my favorite jacket/sweater has always been the wrap. When I learned to sew and follow pattern instructions, I immediately learned to make the shawl collar, and I added it to virtually every design I created.

I also love the raglan sleeve. Not only are they easier for beginners to set, but they seem to fit more people than the in-set sleeve, and they are better for children because they allow for them to be grown into. I also think that a lining isn't necessary if you have soft material, but a serger is very necessary, indeed!



Modern sewing machines have a serger-like stitch, but if you really want to advance, I would say go ahead and take the leap – learn to use a basic serger and you won't go back to the sewing machine for construction.

I also highly recommend the new electric scissors that are very popular now. Most of them are cordless and they save your hands if you are cutting up a lot of materials, as we upcyclers tend to do.

Lastly, remember that dyes can be an easy and versatile option when you want to give that coat or jacket a fun, new life!

Amanda Stanford is an English Literature professor at Wingate University in Wingate, North Carolina.

<https://craftitnc.square.site/>



ONE MORE TIME AROUND

UP-CYCLED TEXTILE GIFT GUIDE



Image Amanda Stanford



MAY 2024

Coats And Jackets
Edition

ONE MORE TIME AROUND

UP-CYCLED TEXTILE GIFT GUIDE



MAY 2024

Coats And Jackets
Edition

Image Fair Corina

ONE MORE TIME AROUND

UP-CYCLED TEXTILE GIFT GUIDE



MAY 2024

Coats And Jackets

Edition

Image Georgina EJ



GUNDA LOTTERMOSER- NIEDERMAYER

I bought this jacket at a thrift store. The only requirement I had was that it had to be washable and in my size. Eventually, I got bored of the jacket. That's why I looked at various drawings online until I discovered the feathers.

At that time, I had just created a relatively large upcycling collection with prints. And this was going to be a print too.



I printed out the feathers, cut them out of the paper with a cutter, attached the stencil to the jacket with masking tape, and dabbed (air-drying) fabric paint onto it with a short-haired brush.

What I particularly like about this method is that each print becomes different from the previous one, and the surface becomes unevenly colored. Additionally, you can turn any piece of clothing into a unique item relatively quickly.

In coats or jackets by other designers, I particularly like when bright colors accentuate a specific small section, when the gaze is directed over the garment, or when motifs unexpectedly appear during movement (in a fold, for example). All-over prints are often too busy and lack focus for my taste.



Therefore, the motifs in my designs are often strategically placed. But as with all design, I believe that what matters most is doing what you enjoy.

What I find especially important is that the materials used, particularly the fabric, must be of high quality and retain both shape and texture even with prolonged use.

Please see my other projects here:

<https://www.facebook.com/profile.php?id=100063062839340>



ONE MORE TIME AROUND

UP-CYCLED TEXTILE GIFT GUIDE



MAY 2024

Coats And Jackets
Edition

Image Gunda Lottermoser-Niedermeyer



HELEN COLLINS

I live in Oxford, UK and work full-time. I have always enjoyed sewing, but never bags. After making some cushion covers I had some spare fabric and decided to make some basic tote bags with French seams, then I started scouring the house for other fabrics and pre-loved clothing; my poor husband had no jeans left!

Since then I have made over 400 bags. I especially love working with denim and corduroy jeans as I can make a quality bag that's so strong and machine washable!





You can see what I have available on

Facebook

<https://www.facebook.com/profile.php?id=100090450293936>

Instagram

<https://www.instagram.com/sustainablebyhelen/> Please follow me.

I can be contacted by Instagram and Facebook messenger if you see anything you like. I also make memory bags, and create bespoke bags.





ONE MORE TIME AROUND

UP-CYCLED TEXTILE GIFT GUIDE



SA the rebel bee ♻️



MAY 2024

Coats And Jackets

Edition

Image Hisa Sasaki De Martínez

ONE MORE TIME AROUND

UP-CYCLED TEXTILE GIFT GUIDE



Image Karen Sharpe Buckshi



MAY 2024

Coats And Jackets
Edition

ONE MORE TIME AROUND

UP-CYCLED TEXTILE GIFT GUIDE



MAY 2024

Coats And Jackets

Edition

Image Kathy Porwall



LAURA ARELLE





ONE MORE TIME AROUND

UP-CYCLED TEXTILE GIFT GUIDE



MAY 2024

Coats And Jackets

Edition

Image Lisa Amberger



MANDY LOU SMITH

I have a narrowboat and spend every weekend knitting rainbow creations. I decided to knit squares and use rainbow wool in each Square to make them truly unique.

I am a winger knitter as I cannot follow instructions and literally make it up as I go along. This jacket was created by sewing the squares onto an old light weight felt jacket.



The pockets were made by using all 14 balls of left over wool.


It really is so lovely to wear and not too heavy. Each square is knitted with 2 balls of wool.

This has been lovingly made on the canal and took around 3 months to make.

I've attached photos of the process









ONE MORE TIME AROUND

UP-CYCLED TEXTILE GIFT GUIDE



Image Mandy Lou Smith



MAY 2024

Coats And Jackets

Edition



MARITA SERFONTEIN

Marita Serfontein's journey to pursuing her dream of creating contemporary fashion pieces has been nothing short of remarkable. After a lifetime of traveling and raising a family, Marita, at the age of 55, finds herself settled in a quaint small town nestled at the foot of the majestic Swartberg mountains.

With a passion for sustainability and a keen eye for design, Marita embarked on a new chapter of her life, breathing life into old jeans and transforming them into fashionable works of art.







Drawing inspiration from her diverse life experiences and the rugged beauty of her surroundings, Marita infuses each piece with a sense of history and individuality.

Her brand, XX Jean Jackets, reflects Marita's ethos of inclusivity and resilience. Through her creations, she celebrates imperfections and embraces the unique stories woven into each pair of jeans. Marita's designs embody strength, bravery, humor, and the joy of self-expression.

As Marita continues to carve her path in the fashion world, she remains committed to her values of sustainability, craftsmanship, and community. Her journey is a testament to the power of following one's dreams, no matter the age or circumstance.



Marita's top tips for making jackets with denim...

- If you want to fill in spaces between the denim pieces with other fabrics, try to match weight and firmness.
- Think about the weight of the jacket as you add heavy fabrics.
- Make sure you have the right needles for sewing denim BEFORE you begin or else it can be costly when needles break.
- Don't hold yourself back. Have fun.







ONE MORE TIME AROUND

UP-CYCLED TEXTILE GIFT GUIDE



Image Marita Serfontein



MAY 2024

Coats And Jackets
Edition



MELINDA CZECZON

My top coat making tip would be to envision what you want to create and use quality materials.

Upcycled coat. Made out of Mostly wool. Sprinkled with lots of hand embroidery, laces and faux fur.

[Facebook.com/melinmade](https://www.facebook.com/melinmade)

[Instagram.com/melin_made](https://www.instagram.com/melin_made)





ONE MORE TIME AROUND

UP-CYCLED TEXTILE GIFT GUIDE



MAY 2024

Coats And Jackets

Edition

Image Melodi Shull

ONE MORE TIME AROUND

UP-CYCLED TEXTILE GIFT GUIDE



MAY 2024

Coats And Jackets

Edition

Image Michelle Ksnyiuk-Givotkoff



NUICHAN

This jacket is from pre-loved, handmade, pleated circle skirts. Most are vintage, hill tribe hemp fabrics displaying a variety of techniques such as batik (candle wax), embroidery, handwoven hemp, natural indigo dye.

After cleaning and washing the various fabrics, I select them and form a single big patchwork piece. Once happy with the overall look, I cut the various pattern pieces and put it all together.





Together with my sisters, we make the patterns and carefully create each design.

We like people to feel comfortable and confident, yet relaxed, when wearing clothes from us. For me it's all about enjoying being a woman, and at the same time looking good and feeling great.

My inspiration for our designs comes from my home country, Thailand, with all its wonderful cultures, colors, landscapes, intoxicating smells and the friendly people. But I also allow Western influences to inspire me . . . which helps me to visualize designs and create some more classic looks.

In recent times we are focusing more on sustainability and durability. My love for handwoven fabrics is the starting point in this journey on which we embrace the traditional craftsmanship and reuse it in a modern style.






<https://www.nuichan.com/collections/hill-tribe-dress>

<https://www.facebook.com/Nuichan.boutique/>

https://www.instagram.com/nuichan_boutique





ONE MORE TIME AROUND

UP-CYCLED TEXTILE GIFT GUIDE



Image Pamela Duel



MAY 2024

Coats And Jackets

Edition

ONE MORE TIME AROUND

UP-CYCLED TEXTILE GIFT GUIDE



Image Paula Flay



MAY 2024

Coats And Jackets

Edition

ONE MORE TIME AROUND

UP-CYCLED TEXTILE GIFT GUIDE



MAY 2024

Coats And Jackets

Edition

Image Renew Denim



ROSE VALLEY CRAFT

My tips for working with quilts/ other textiles are as follows:

I wash textiles 2 or 3 times before working with them. It will reveal any holes or worn spots to work around.

I prefer using clips over sewing pins on thick blankets/ quilts. Helps to keep everything from moving.



I fix small holes or areas that need repair for garments but the quilt has to be fairly whole to make clothing as it will be washed as a piece of clothing now.

More damaged quilts can be used for pillows, purses, Christmas stockings & other fun things that you don't need to wash as often.

I'm a mom owned & operated sustainable Small business out of Northern Michigan. Search "Rose Valley Craft" on both Facebook & instagram to see what I'm up to!

Take care
Cheers!

Emily
Rose Valley Craft







ROSHAN CHOUDHARY

The resources for these garments came from left over fabrics- basically all that we cut...In India it is called 'KATRANS'. We at Roshe- Handmade+Heartfelt Clothing as the name suggests are all hand crafted and the use of these 'Katrans' are thus used to create beautiful new fabrics and garments. Instead of throwing these pieces we re-create from waste..In which case we not adding to the already existing garbage.

Instagram -[rosheofficial_](#)

Website- www.roshedesigns.com

Facebook- Roshe- Handmade+ Heartfelt Clothing



#upcycle
#trousers





Sparkly Gold 🌟



ONE MORE TIME AROUND

UP-CYCLED TEXTILE GIFT GUIDE



MAY 2024

Coats And Jackets
Edition

Image Samantha Ingall Couchman

ONE MORE TIME AROUND

UP-CYCLED TEXTILE GIFT GUIDE



Image SewsoNancy



MAY 2024

Coats And Jackets

Edition



SHEILA HALDANE

My textile art is inspired by the use I can put to waste fabrics, of which I have generated a huge stash, mostly glorious satins and taffeta left over from my drawstring bag making. And yet people insist on giving me their unwanted scraps too! The bonus is that I don't have to look too far to find what I need (although I sometimes have to resort to dyeing a bedsheet).

I hand stitch every piece I make, mostly using embroidery threads, occasionally adding other gifted or found yarn, beads, and sometimes dried twiggy bits or grasses.



My pieces often take on a landscape form but I have been exploring ways of using fabric and stitch to its best advantage rather than an alternative type of media.

When I first started making drawstring bags it was a way of using up fabric gifted to me during that period when anyone here in the UK with a sewing machine was busy making scrubs for the NHS. I had a poster in my window and would find curtains and duvet covers along with the required bed sheets. I have developed my 'brand' by using more luxurious fabrics but to appease my eco-conscience I use up every scrap of waste in textile art or even stuffing in my doorstops!

Along the way I made my sister-in-law a bag from one of her mothers silk scarves and the penny dropped that there was a source of material already in circulation that I could easily put to good use.



I now have an impressive collection of charity shop and vintage scarves. They make lovely, sometimes a little quirky, and, occasionally totally one-of-a-kind bags if I have been lucky enough to find a properly old silky scarf square like my mother-in-laws.

I like a drawstring and have stuck with that design on the whole but I have made bucket-style bags, which you'll notice are still technically drawstring bags.

I now sell my vintage and repurposed bags alongside the satins and taffetas plus pieces of textile art at local markets and ran my very first workshop -Make A Mini Textile Art Landscape - last month, encouraging others to take a second look at that blouse or indeed, scarf, before getting rid of it forever.






Photo collages

1. Satins and taffeta drawstring bags and textile art 'mini landscapes'

2. Scarf bags - two bucket-style on the left.

All vintage apart from bottom right

3. Textile art pieces - Jupiter, The Blue, Ravenglass Estuary, Crazy Lace Agate (Neutral), Sea Escape, Winter Sun with Bothy (inspired by a painting by Marjorie Thompson called Rustle).



Here I am at the Great Northern Textile Show in Manchester last October, one of three textile artists invited to exhibit.

To my left is a corner of Jupiter and over my right shoulder are a couple from my Satins and Silks landscapes.





SHELLY THOMPSON

My name is Shelly and I have a small business making coats and other clothing out of recycled materials. I began making quilt coats during the pandemic. I use vintage and second hand blankets, linens and towels. Here are a few of my recent pieces!

Thank you for the collab with other artists like myself. I love seeing what others create and share! Thank you for your consideration.

Instagram
[@themuseandi](#)





My top coat making tip would be to use original hems/ edges where possible! It saves you, the creator, time and it showcases the original makers finishing. For example on most of my cuffs and hems I will line up my pattern pieces to end on the finished edge of the quilt or blanket.







ONE MORE TIME AROUND

UP-CYCLED TEXTILE GIFT GUIDE



Image Stephanie Nicholson



MAY 2024

Coats And Jackets
Edition



TAMARA FRIEDMAN

I'm a women's fashion designer located in beautiful Croatia. I both design and create. For more than 10 years I have been making unique, eco-friendly, upfashioned, one-of-a-kind creations for special ladies. I do it with lots of love and a passion for creating clothes that will put a smile on your face! Upcycled, high-quality clothes. Plenty of plus-size and tall lady's items. Styles include boho, hippie, patchwork, shabby, quirky and chic.

I design and create fashions that are mostly large to plus-size and make you look slim.






I use only quality, recycled materials. I pride myself on high quality workmanship and attention to detail. My creations are one-off, wearable art that make a statement and show your style. I want my customers to look great and enjoy wearing my creations as much as I enjoy making them.

It is important for every item to fit well, look feminine and be durable. My scarves are the only items that use a certain amount of new material, rather than upcycled. They are handmade and one-of-a-kind. Wearable art with many details.

I have been sewing since I was twelve years old. I believe in eco-friendly living. My handmade, one-of-a-kind, refashioned creations are as much art as fashion. I make my clothing with passion and attention to detail.





All design and creation is done in my studio in northern Croatia, near the foothills of the Alps. I live in Samobor, Croatia with my husband and four children.

My store: <https://newlovestory.etsy.com>





To me, sustainable fashion means reducing the enormous quantity of clothes worn for a short time and then thrown away, ending up in landfills. My mission is to reuse as much of that waste as possible: outgrown children's clothes, jeans and vintage shirts and trousers that have gone out of style, etc. I use my creativity and passion to make wearable new garments, mostly patchwork style, to give old unwanted articles of clothing a new life and reduce the amount of textile waste.

I am happy that my customers recognize the effort and wear my one-of-a-kind creations. Together, we make the World a better place.

More creativity and sustainability, less waste in the landfill and more optimism for all!







ONE MORE TIME AROUND

UP-CYCLED TEXTILE GIFT GUIDE



MAY 2024

Coats And Jackets
Edition

Image Tracey Christie



WENDY SWEARS

Strange Mens' Pants started from a challenge with two friends to use Kwik Sew pattern #3236, no other rules. I bought 5 pair of men's jeans for \$22 from Salvation Army store (they had more fabric in a pair than women's jeans). Denims looked quite similar when pieced together.

Being stuck indoors in an ice storm, I used bleach and foam stamps I had on hand.







The pink flowery lining was leftover from making my granddaughter a dress. All buttons were inherited. The lining print gave me the idea for the layered flowers. I made lots of narrow bias stems with raw seams pressed underneath. I used a vine decorative machine stitch to hold down the vines.

I am a quilter and thought if I didn't quilt it, the jacket could never go in a quilt show.

One pair of jeans had a back patch with 1969 on it, which was my high school graduating year. So, I quilted 69 song titles from 1969 all over it. I made the purse to go with the jacket so I could display the patch which I found was the year that the GAP company was born. A fun project that just evolved as I went along!





ONE MORE TIME AROUND

UP-CYCLED TEXTILE GIFT GUIDE



MAY 2024

Coats And Jackets

Edition

Image Wendy Cashman Swears



YVONNE CHU

Yvonne was raised primarily in the suburbs of Houston. The daughter of two architects, she was exposed to design from an early age. She attended Princeton University where she intended to follow in her parents' footsteps, graduating in 1986 with a degree in Architecture.

However, while at Princeton, Yvonne discovered an even greater love for fashion and decided to enroll in the Fashion Design program at F.I.T.



Following her graduation from F.I.T. in 1987, Yvonne worked with various designers and studios in New York's garment center, primarily in women's sportswear. She continued successfully as a freelance designer, expanding her areas of expertise to childrenswear and menswear as well as trend analysis, graphic and print design.

Finally in 1999, after over 10 years in the fashion industry, Yvonne decided to pursue her dream of launching her own line and opening her boutique which she called "Kimera", after the mythical creature which was a combination of a lion, a serpent, and a goat. She chose the name because it meant a combination of disparate elements, reflecting her interest in merging various cultures from around the world.



The jewel-box sized boutique on Park Slope's Fifth Avenue served as a showcase for Yvonne's original designs as well as other local artisans and quickly became a local favorite. She soon outgrew the original location and opened the Atlantic Avenue shop in the summer of 2002.

We recently relocated to our current Gowanus location in August 2021.

After more than 20 years, Yvonne continues to be passionate about her designs, remaining involved in every aspect of the business from working personally with the customers to overseeing design and production.





Philosophy

We are "Culturally blended...by design". "Kimera" is the expression of a new, modern way of living in a world without traditional boundaries. Our goal is to inspire your creative spirit and to guide you in discovering your unique personal style. We have created a line of apparel, accessories, and home furnishings which reflects influences from every corner of the globe. Through our store and our exclusive designs, we at "Kimera" hope to promote an appreciation of diverse cultures and peoples of the world.

Our "Slow Fashion" Approach

Since our founding in 1999, Kimera has operated on a Limited Edition and made-on-demand model which minimizes waste and environmental impact. Our fabrics, although originally from overseas, are primarily sourced locally in New York City's garment district.



We also often use vintage and upcycled textiles as well as designer overstocks. Our products are produced one at a time in our Brooklyn studio.

Our Store

Kimera's flagship store and design studio has relocated to Gowanus, joining a thriving creative community of artists, restaurants and local businesses. The spacious loft serves as a perfect showcase for founder/designer Yvonne Chu's signature collection of elegant wedding gowns and vibrant silk shantung dresses.

If you're shopping for a wedding gown or special occasion dress, you can expect an inviting and friendly atmosphere where one of our stylists will work with you to create your "special" look. We specialize in simple, elegant non-traditional wedding dresses which are made in our Brooklyn studio.



We also have many options for bridesmaids, mothers of the occasion, and flower girls.

Additionally, we stock a carefully curated selection of jewelry, handbags, and accessories by various local designers and fair-trade artisans from around the world.

<https://kimeradesign.com/pages/about-us>

Info for the particular coat you're featuring:

-made from interior designer sample headers received from our local Brooklyn Buy Nothing Facebook group



ONE MORE TIME AROUND

UP-CYCLED TEXTILE GIFT GUIDE



MAY 2024

Coats And Jackets

Edition

Image Yvonne Chu

Here are some steps you can take to source textiles responsibly as a fashion designer...

Research

Start by researching different textile suppliers and manufacturers that prioritize ethical and sustainable practices. Look for certifications such as Fair Trade, Global Organic Textile Standard (GOTS), or OEKO-TEX Standard 100, which ensure that the textiles are produced in an environmentally and socially responsible manner.

www.oeko-tex.com

<https://global-standard.org/>



Material Selection

Choose materials that have a lower environmental impact, such as organic cotton, linen, hemp, bamboo, Tencel (lyocell), or recycled fabrics. These materials often require fewer pesticides, less water, and produce fewer carbon emissions compared to conventional materials like conventional cotton or polyester.

Local and Artisanal

Consider sourcing materials locally or from artisanal communities. This not only supports local economies but also reduces the carbon footprint associated with transportation.



Transparency

Seek transparency from your suppliers regarding their supply chain, including where the materials are sourced from, how they are produced, and the working conditions of the workers involved. Look for suppliers who are willing to provide detailed information about their practices.

Collaborations

Collaborate with suppliers and manufacturers who share your values and are willing to work with you to meet your ethical and sustainability goals. Building strong relationships with your suppliers can help ensure that your values are upheld throughout the production process.



Certifications

Prioritize suppliers and manufacturers that hold certifications for ethical and sustainable practices. These certifications provide assurance that the materials are produced in accordance with certain standards and criteria.

Sample Testing

Before committing to a large order, request samples of the materials to test their quality and durability. It's essential to ensure that the materials meet your standards before proceeding with production.

Continuous Improvement

As you grow your business, continue to assess and improve your sourcing practices. Stay informed about new developments in sustainable textiles and technologies that can further reduce your environmental impact.



By following these steps and prioritizing ethical and sustainable sourcing practices, you can build a fashion brand that not only creates beautiful garments but also contributes positively to the environment and society.

Finding fabrics from recycled and upcycled sources requires a bit of creativity and exploration. Here are some ideas on where and how to find these sustainable textile sources:

Online Marketplaces

There are several online marketplaces dedicated to sustainable and eco-friendly fabrics. Websites like Etsy, eBay, and Fabric.com often have sections or filters for recycled or upcycled materials. You can search for keywords like "recycled fabric" or "upcycled fabric" to find relevant listings.



Specialty Stores

Look for specialty stores or boutiques that focus on eco-friendly and sustainable products. These stores may carry a variety of fabrics made from recycled materials or offer upcycled textiles. You can search for local stores in your area or explore online stores that specialize in sustainable textiles.

Textile Recycling Centers

Some cities have textile recycling centers or facilities where discarded clothing and fabrics are collected and sorted for recycling. These centers may sell or donate reusable fabrics to individuals or businesses interested in upcycling them into new products. Contact your local recycling center or waste management facility to inquire about available materials.



Fabric Swaps and Exchanges

Attend fabric swaps or exchanges where individuals trade or donate unwanted fabrics. These events are often organized by community groups, sewing clubs, or sustainability organizations. Participating in fabric swaps is not only a great way to find recycled and upcycled materials but also to connect with like-minded individuals in your community.

Thrift Stores and Secondhand Shops

Visit thrift stores, consignment shops, and secondhand stores to search for gently used clothing and textiles that can be repurposed or upcycled into new garments. Look for items made from natural fibers like cotton, linen, or wool, as these materials are easier to repurpose than synthetic fabrics.



Textile Waste from Manufacturers

Reach out to textile manufacturers or fashion brands to inquire about their textile waste or deadstock fabrics. Some manufacturers may have leftover or surplus materials that they are willing to sell or donate at a discounted price. By repurposing these materials, you can give them a new life and reduce waste in the fashion industry.

DIY Upcycling Projects

Get creative and experiment with upcycling existing garments or fabrics into new designs. You can repurpose old clothing, linens, or even curtains to create unique and sustainable pieces for your fashion collection. There are plenty of online tutorials and resources available to help you get started with DIY upcycling projects.




By exploring these sources and approaches, you can find a diverse range of fabrics from recycled and upcycled sources to incorporate into your fashion designs. Remember to prioritize quality and durability when selecting materials, and don't hesitate to experiment and innovate with your designs.





COATS
AND
JACKETS



We
CO-CREATE
the magic here!

**WOULD YOU LIKE TO FEATURE IN NEXT
MONTH'S EDITION OF THIS MAGAZINE?**

**SEND YOUR PICTURES AND STORIES TO...
MELANIE@UPCYCLEDGLOTHCOLLECTIVE.COM**




LEARN

WITH US



BEWARE OF GREENWASHING



What is greenwashing? Greenwashing is a method used by marketing folks to make it sound like a business is being ethical in their choices, while in reality they are using the message about sustainability to sell more of their mass produced products.



For example, a brand might claim to divert your waste from the landfill by offering you the opportunity to hand your old clothing in at their kiosks. Their hope is that you will feel a positive sentiment towards them because you see them as being “green”, which will lead you in turn to purchase more of their clothing while you are in their store.

"Greenwashing" is a form of marketing spin in which green PR and green marketing are deceptively used to persuade the public that an organization's products, aims and policies are environmentally friendly.

Wikipedia

If their mass produced garments are being manufactured off-shore by companies that expose their labor to slave conditions and their over-runs are being shipped to landfill sites in Africa, it does not matter what is happening on the surface in their stores. If you purchase from them you are contributing to the degradation of the environment as well as supporting slave labor practices.

It might feel on the surface as if you are doing a good thing when supporting them, yet you might be complicit in the worst human rights and environmental atrocities being committed around the globe.

If you do not want to be a part of this insidious culture, it is imperative that you ask more questions when making purchasing choices.



DIFFERENT TYPES OF COATS AND JACKETS

Coats and jackets come in various styles, each with its own distinctive characteristics.

Here are some of the most common types:

Trench Coat

Originally designed for military use, trench coats are characterized by their double-breasted front, wide lapels, and belted waist. They often feature a water-resistant fabric like gabardine and typically have a knee-length hem.

Pea Coat

Pea coats are short, heavy wool jackets with broad lapels, double-breasted fronts, and large buttons. They typically have a boxy silhouette and are ideal for colder weather.

Parka

Parkas are long, hooded jackets usually lined with fur or faux fur for added warmth. They often feature a waterproof or water-resistant outer shell and are designed to protect against harsh winter conditions.

Bomber Jacket

Originally worn by pilots, bomber jackets are short, waist-length jackets with a zippered front and ribbed cuffs and hem. They are typically made from leather or nylon and have a relaxed, sporty look.

Blazer

Blazers are structured, tailored jackets with a more formal appearance. They are often single-breasted with notch lapels and are made from wool, cotton, or linen. Blazers are versatile and can be dressed up or down depending on the occasion.

Denim Jacket

Denim jackets are casual jackets made from denim fabric. They typically have a button-up front, chest pockets, and a relaxed fit. Denim jackets are a classic wardrobe staple and can be worn year-round.

Leather Jacket

Leather jackets are made from leather and are known for their durability and timeless style. They come in various styles, including motorcycle jackets, bomber jackets, and biker jackets, and are often associated with a rebellious or edgy aesthetic.

Raincoat

Raincoats, also known as slickers or macs, are lightweight, waterproof jackets designed to keep you dry in wet weather. They often have a hood and may feature additional features like adjustable cuffs and a storm flap to keep out rain.

Puffer Jacket

Puffer jackets are insulated jackets filled with down or synthetic fibers to provide warmth. They have a quilted design to keep the insulation in place and are lightweight and packable, making them ideal for cold weather activities.

Windbreaker

Windbreakers are lightweight, water-resistant jackets designed to block wind and light rain. They often have a zippered front, elastic cuffs, and a drawstring hem to keep out drafts.

Quilted Jacket

Quilted jackets feature a quilted pattern with stitching that creates small pockets filled with insulation, providing warmth without adding bulk. They are lightweight and often have a sleek, fitted silhouette.

Anorak

Anoraks are hooded jackets with a half-zip or full-zip front closure and often feature drawstrings at the waist and hem to adjust the fit. They are typically made from water-resistant or waterproof material and are ideal for outdoor activities in inclement weather.

Cape Coat

Cape coats are unique in that they don't have sleeves; instead, they feature armholes or slits that allow the wearer to slide their arms through. They drape over the shoulders and often have a dramatic, flowing silhouette, adding a touch of elegance to any outfit.

Faux Fur Coat

Faux fur coats mimic the look and feel of real fur but are made from synthetic materials. They come in various lengths and styles, from cropped jackets to full-length coats, and are a luxurious and cruelty-free alternative to real fur.

Tailcoat

Tailcoats are formal coats with a fitted bodice and long tails at the back, typically worn as part of formal evening attire, especially for weddings, galas, or other special occasions. They are characterized by their elegant, structured silhouette and are often made from fine wool or satin.

Duffel Coat

Duffel coats are heavy, hooded coats with toggle fastenings down the front. They originated in Belgium and were traditionally made from duffel, a coarse, thick woolen fabric. Today, they are often made from other materials like wool or cotton and are known for their warmth and durability.

Fishtail Parka

Fishtail parkas are a variation of the classic parka style, distinguished by the split at the back that resembles a fishtail. Originally worn by the military, fishtail parkas are now a popular streetwear staple, known for their casual, urban aesthetic.

Overcoat

Overcoats are long, heavy coats designed to be worn over other clothing for added warmth in cold weather. They come in various styles, including single-breasted and double-breasted, and are typically made from wool or cashmere for maximum insulation.

Field Jacket

Field jackets, also known as military jackets or utility jackets, are casual jackets originally designed for military use. They typically feature multiple pockets for storing essentials, a button or zip front closure, and a stand-up collar. Field jackets are versatile and can be worn for outdoor activities or casual everyday wear.

Biker Jacket


Biker jackets, also known as motorcycle jackets, are rugged leather jackets designed for motorcycle riders. They often feature asymmetrical zip closures, snap-fastening lapels, and zippered pockets. Biker jackets have a rebellious, edgy vibe and are a popular choice for casual wear.

Military Jacket

Military jackets are inspired by military uniforms and often feature details like epaulets, brass buttons, and a structured silhouette. They come in various styles, from fitted blazers to more relaxed field jackets, and are a timeless and versatile addition to any wardrobe.

Rain Poncho

Rain ponchos are lightweight, waterproof garments designed to be worn over clothing to protect against rain. They typically have a loose, oversized fit and may feature a hood and snap or tie closures for easy on and off.



Kimono Jacket

Kimono jackets are inspired by traditional Japanese kimono robes and feature wide, open sleeves and a wrap-style front closure. They come in various lengths and fabrics, from lightweight cotton to luxurious silk, and can be worn as a stylish layering piece.

Varsity Jacket

Varsity jackets, also known as letterman jackets, are traditionally worn by high school and college athletes to represent their school or team. They feature a wool body, leather sleeves, and ribbed cuffs and hem, often adorned with patches or embroidery representing the wearer's achievements.

Shirt Jacket (Shacket)

Shirt jackets, also known as shackets, are a hybrid between a shirt and a jacket. They are typically made from heavyweight cotton or flannel and feature a button-up front, chest pockets, and a relaxed fit.

Shirt jackets are perfect for layering over a T-shirt or sweater on cool days.

Cocoon Coat

Cocoon coats are oversized, cocoon-shaped coats with a relaxed, voluminous silhouette. They often feature dropped shoulders, wide lapels, and a single-button or snap closure at the front. Cocoon coats are cozy and stylish, perfect for bundling up in colder weather.



Tweed Jacket

Tweed jackets are made from tweed fabric, a thick, woolen material characterized by its rough texture and multicolored flecks. They are often tailored with notch lapels, flap pockets, and a single-breasted front closure, and are a classic choice for a sophisticated yet rustic look.

Cropped Jacket

Cropped jackets are shortened versions of traditional jackets, typically ending at the waist or just above. They come in various styles, from denim and leather to blazers and bombers, and are perfect for layering over dresses or high-waisted bottoms for a trendy, youthful look.

Capelet

Capelets are small, cape-like garments that drape over the shoulders and upper back, leaving the arms free. They come in various lengths and styles, from structured and tailored to flowing and ethereal, and are often worn as a stylish alternative to a traditional coat or jacket.

Poncho Coat

Poncho coats combine the silhouette of a poncho with the functionality of a coat. They feature a wide, loose-fitting body with a hood and armholes for ease of movement. Poncho coats are cozy and stylish, perfect for layering over sweaters or long-sleeved tops on chilly days.

Travel Jacket

Travel jackets are designed with features specifically tailored for travelers, such as multiple pockets for storing passports, boarding passes, and other essentials, as well as built-in features like neck pillows or eye masks for added comfort during long journeys.

Utility Jacket

Utility jackets, also known as chore jackets or workwear jackets, are durable, functional jackets originally worn by laborers and tradespeople. They typically feature multiple pockets, reinforced stitching, and sturdy fabrics like canvas or denim.

Shawl Collar Jacket

Shawl collar jackets feature a wide, rounded collar that extends down the front of the jacket, creating a distinctive draped effect. They often have a single-button or toggle closure and are a stylish choice for layering over dresses or formal wear.

Cape Blazer

Cape blazers combine the structure of a blazer with the drama of a cape. They feature a traditional blazer silhouette with a draped cape overlay, creating a chic and sophisticated look that's perfect for special occasions or evening wear.

Fleece Jacket

Fleece jackets are made from soft, insulating fleece fabric and are designed to provide warmth without the bulk of traditional wool or down jackets. They often have a zippered front, zippered pockets, and a high collar for added protection against the cold.

Track Jacket

Track jackets, also known as sports jackets or athletic jackets, are lightweight jackets designed for athletic activities. They typically feature a zippered front, stand-up collar, and ribbed cuffs and hem, and are often made from moisture-wicking fabrics like polyester or nylon.

Swing Coat

Swing coats are characterized by their A-line silhouette, which flares out from the shoulders to create a loose, swingy shape. They often feature a single-button or toggle closure and are a stylish choice for layering over dresses or skirts.

Tweed Blazer

Tweed blazers are tailored blazers made from tweed fabric, known for its durability and rustic charm. They typically feature notch lapels, flap pockets, and a single-breasted front closure, and are a classic choice for a timeless, heritage-inspired look.

Safari Jacket

Safari jackets, inspired by the attire worn by explorers and adventurers on safari expeditions, are lightweight jackets designed for warm weather. They typically feature multiple pockets, epaulets, and a belted waist, and are often made from breathable fabrics like cotton or linen.

Camo Jacket

Camo jackets, short for camouflage jackets, feature a camouflage print pattern originally designed for military use but now commonly worn as a fashion statement. They come in various styles, from military-inspired field jackets to casual utility jackets, and are a trendy choice for adding a touch of edge to any outfit.

These are just a few more examples of the diverse range of coats and jackets available, each offering unique features and styles to suit different preferences and occasions.



TOP COAT MAKING TIPS



Claire Thornburgh Top contributor

Jackets are fairly hard. Get yourself a pattern you like (even the big companies have them). Cut all the pattern pieces you need. Starting with the jacket fronts, compare measurements of the pattern and you. You don't need much ease for the shoulders, but allow ease everywhere else (there are typical ease charts on line). Remember to check lengths as well as widths and allow for seams. Continue through all your pattern pieces, making sure alterations are transferred to all pieces, ie you added 2" of length to the lower front-so the back, the sides, the front facings will all need to be 2" longer and you'll want to rethink where darts, pockets other details go.

Fit is the most important thing, so take your time with this. My patterns are usually slashed and taped where I need extra length and my seam markings go across all the size lines.

Use your iron a lot (and a press cloth with wool or silk). Stay stitch if they say to. Interface per directions. And remember—for every step of the process, from fitting issues to sewing on buttons, there are lots of fabulous on line tutorials. Plus you can ask questions here!

Good luck! After this you won't be able to say you're a beginner anymore.

2d **Love** Reply Share

4  



Vi Harrington

I have not done this myself with a coat, but one option for a very simple upcycle is to 'pimp' an existing old coat with embellishments, then it fits exactly as you want, new coat. I have done with with thread bear old joggers and patched with slow stitch.

Also no shame in getting a local tailor to fix the old coat lining etc so you can just add whatever you are skilled enough to do.

I think we often forget there is no shame in having a professional sort out older clothes and this is a way of keeping local people in employment?

2d Like Reply Share Edited



Nancy E. Murphy

Take you time, especially with turned corners/points. Follow pattern directions carefully. I've only made one tailored jacket, but as an experienced dressmaker and quilter, I had huge respect for the details of tailored jackets. I did things very deliberately, stepping away any time I felt frustrated or impatient. I got excellent results by respecting the difficulty of the project.

2d Like Reply Share





TEACHERS

WHO WE

SUPPORT





MEET YOUR TEACHER MELANIE BRUMMER

Founder of the Up-Cycled Cloth Collective on Facebook

<https://www.facebook.com/groups/749770311856711>

SUBSCRIBE TO OUR ONLINE COURSE AT THIS LINK FOR ONLY \$50USD A YEAR...
WWW.UPCYCLEDCLOTHCOLLECTIVE.COM/JOIN-US/

UP-CYCLED CLOTH COLLECTIVE

CELEBRATING SEVEN YEARS ON FACEBOOK!

SUBSCRIBE TO OUR DIGITAL MAGAZINE AT THIS LINK FOR ONLY \$10USD A YEAR...
WWW.UPCYCLEDCLOTHCOLLECTIVE.COM/MAGAZINE/

ONE MORE TIME AROUND
UP-CYCLED TEXTILE GIFT GUIDE



19 OCTOBER 2024

20 OCTOBER 2024

[HTTPS://WWW.FOXESRETREAT.COM
/UPCYCLEDCLOTHCOLLECTIVE](https://www.foxesretreat.com/upcycledclothcollective)

BOOK NOW



LIMITED



MEET YOUR TEACHER

ITS ALL MY DOING

My Name is Feybe Tololiu. I am 46 years old. In the past, I had a career in the mining sector as a Head of Accounting/Finance Dept. but in the last 2 years, I have been a stay home housewife. My first thought when I started sewing was when someone said, "sewing is difficult" so, I challenged myself and said that it is not difficult. My brain could not accept it. Then the second thought is, "Why buy it if I can make it".

When I joined the "Upcycled Group" I said, ahh it is better. while I make something from my own clothes or thrift shop, or scraps, I can save the planet.

Why did I make a video for you? The answer is, I want to share the beginner's way to the beginner, that we can do something within our limitation. with our only tools that we have. and then, someday we can upgrade everything. Mind, skills, and tools.

Facebook Page:

[https://www.facebook.com/itsallmydoingg?
mibextid=eQY6cl](https://www.facebook.com/itsallmydoingg?mibextid=eQY6cl)

Instagram:

[https://www.instagram.com/itsallmydoing?
igsh=bGwxNzFva2h3YXdo&utm_source=qr](https://www.instagram.com/itsallmydoing?igsh=bGwxNzFva2h3YXdo&utm_source=qr)

Tiktok:

[https://www.tiktok.com/@itsallmydoing?
t=8lZnwfWdhiL&r=1](https://www.tiktok.com/@itsallmydoing?t=8lZnwfWdhiL&r=1)

Feybe created a fabulous tutorial for beginners by a beginner to add to our online course.







MEET YOUR TEACHER

LINDA HARTLEY

Linda Hartley is a member of the Up-Cycled Cloth Collective and writes The Good Yarn, a newsletter about caring for and curating your yarn stash. It's full of stories, help and inspiration to make sure you get the best from your yarn and enjoy your fibre crafts. This month (March) she's looking at scrappy socks, magic ball knitting and talking about what's on her needles. You can sign up here <https://knit.substack.com>



Linda
HARTLEY

THE GOOD YARN

BY LINDA HARTLEY

Exploring and curating all
our knitting resource.





MEET YOUR TEACHER

SHARRON BARTON

Just sewing as an everyday need is a dying skill, too many people have never even been shown how to sew a button back on or put a hem up don't think they can't do it - they can, they just haven't been taught how!

Many learn to sew courses focus on projects and specific skills or are too complicated or fast for complete beginners. On top of that my life experiences (cancer, chemo & recovery) and my youngest child's needs have made me far more aware of how hard it is for many to access the learning needed so I started [The Big Bee Sewing Club](#).



It's aimed at complete beginners to help at their pace with what they want or need to know rather than 'make another tote bag/cushion/apron you don't want and will never use'.

I'm Sharron and I live in Nottingham with assorted teenagers and young adults who come and go, a regularly visiting dog and 2 very noisy budgies (one that can't fly properly).

I love making and hate waste so can't resist rescuing fabric when I know it needs it and use these reclaimed textiles to make bags at Losana B.

I've been sewing since before I could reach the machine pedal and have never stopped.

<https://thebigbee.co.uk/>



The Big Bee Sewing Club

*The
Home of*

*B*loomin' *E*asy *E*nglish *S*ewing



LAURA BRODY

Learn from A. Laura Brody and Dreams by Machine! Ms. Brody has 30+ years experience in costume and textile making and design. Her approach to teaching makes it enjoyable, accessible, and encouraging. Take her Thinkific online course on Rag Rug Making or schedule a one on one session to answer your sewing, pattern making, and specialty craft questions.

Find her online at
www.dreamsbymachine.com/classes



RAG RUG MAKING

with A. Laura Brody

Turn your old clothes and fabric remnants into beautiful rugs- and more!

Rag rug making is enjoyable, meditative, and a great way to keep worn out materials from going to the landfill. Your scraps and memories can become heirlooms.

ENROLL TODAY AT

<https://textile-arts-with-a-laura-brody.thinkific.com/courses/rag-rug-making>

You'll learn machine sewn, hand sewn, and no-sew techniques for making your own rag rugs, trivets, mats, and even soft sculptures!

Instructor A. Laura Brody has 30+ years of professional costume, textile art, and construction experience. She makes learning exciting, fun, and encouraging!

Find out more at www.dreamsbymachine.com



A GROUP DEDICATED TO TEACHERS AND WORKSHOPS

I host and manage a Group on Facebook dedicated to teachers and their paid workshops. I believe we should value our teachers who make a living from teaching and I believe in honoring their pricing because they have bills to pay just like everyone else.

The Group gives them a chance to reach more students, and it gives students the opportunity to browse through all of the best workshops on offer from around the globe, all in one place. Scroll through a selection of the most interesting textile workshops by the most accomplished teachers from around the world like India Flint and Kim Thitichai.

<https://www.facebook.com/groups/2035401246536217>



AN OPPORTUNITY TO ADVERTISE IN THIS MAGAZINE

The first Teacher Feature in this magazine is FREE and teachers can include their story, pictures, links and class schedules.

After this advertising rates apply and you can view these (very reasonable) rates at the back of this magazine. They start from as little as \$5USD a month for a listing in the Directory and go up to \$259USD for a magazine cover and Feature.



SO MUCH TALENT

TEACHERS WHO WE SUPPORT



Page 136



Line listing in Directory

@\$5USD a month

Business name

Website/Social Link

Half page advert with image

@\$15USD a month

Business name

Website/Social Link

Image



One page advert up to six images

@\$25USD a month

Business name

Website/Social Link

Up to 6 images



Two page advert up to ten images

@\$39USD a month

Business name

Website/Social Link

Up to 10 images

Four page advert

@\$89USD a month

Front cover advert

@\$259USD a month

Including four pages inside
the magazine

Two page advert front of magazine

@\$59USD a month

Business name


Website/Social Link

Up to 6 images

AN OPPORTUNITY TO ADD CONTENT TO OUR ONLINE COURSE

We are inviting teachers in our community to create video and eBook tutorials to include in our online course. The piece of content should be something that a beginner would want to try.

The idea is to leave a sample of your topics and teaching style embedded within our course, so our students can sample the teaching styles and topics of a wide selection of teachers to decide which ones they want to follow for more information.



We are inviting teachers in our community to create video and eBook tutorials to include in our online course. The piece of content should be something that a beginner would want to try.

The idea is to leave a sample of your topics and teaching style embedded within our course, so our students can test out the teaching styles and topics of a wide selection of teachers to decide which ones they want to follow for more information.

The benefit to our students is that they learn a wide range of techniques from many different teachers so they have a well-rounded experience and can self-select the topics they are most interested in.

The benefit to teachers is that they reach new students through our website who they might not have found before.

We co-create a win/win for everyone.



If you would like to view the topics and teachers that we have already uploaded to the website, follow this link...

www.upcycledclothcollective.com/join-us/

The screenshot shows the homepage of the Up-Cycled Cloth Collective website. At the top, there is a navigation menu with links for Home, About, Magazine, Contact, Members Exclusive, and eBooks. The website features a purple header with the organization's logo and name. A welcome message for a user named Melanie Brummer is displayed, including a 'Log Out' link and a link to 'Exclusive Content HERE'. A central image shows a woman working on a craft project in a workshop. To the right, a 'JOIN US!' section outlines a five-step process for becoming a member, from subscribing to sharing projects. Below this is a 'SPECIAL LAUNCH OFFER!' box with a 'Join Here Now' button. The footer includes a 'Stay Up To Date' sign-up form, social media icons for Facebook and Instagram, and a list of links: Home, Privacy, About, and Cookie Policy (ZA).



TEACHERS CO-CREATE COLLABORATION

ONE VIDEO OR EBOOK GETS YOU ALL OF THIS!



1. AUDIENCE OF 200K MEMBERS

We mention your name whenever we reference your content in the marketing for the course in the UCCC community.

2. WEBSITE

Your name appears on the website with your content.



3. DIGITAL MAGAZINE

Your inclusion in the course is announced in the digital magazine and you appear in the Teacher Features for the month.

4. LOOKBOOK

We add your bio to the LookBook that students and visitors to the website can download.



5. ONLINE COURSE

Our students who sign up for the online course get to test your content and follow your links to more if they like it.

VIEW THE ONLINE COURSE AT...

[HTTPS://WWW.UPCYCLEDCLOTHCOLLECTIVE.COM
/JOIN-US/](https://www.upcycledclothcollective.com/join-us/)



DIGITAL DIRECTORY OF UP-CYCLED TEXTILE TEACHERS

In this directory we share teachers who are using up-cycled textile resources in their workshops. If you are looking for teachers who can show you how to use your "waste" in innovative ways, this is where you will find them as we grow this resource over time.

**ADD YOUR LINE LISTING TO THE NEXT EDITION FOR
ONLY \$5USD/MONTH!**

PAY FOR THE WHOLE YEAR AND PAY ONLY \$50USD!

**GET IN TOUCH TO DISCUSS A FULL PAGE PICTURE
ADVERT AT
MELANIE@UPCYCLEDCLOTHCOLLECTIVE.COM**





DIGITAL DIRECTORY OF TEXTILE TEACHERS

Carole Gascoigne

www.facebook.com/carole.anne.dodds.1

Caroline Sharkey

www.facebook.com/carolinesharkeytextiles/

Ellie Hipkin

www.facebook.com/elliehipkinart/

Hannah Thompson

<https://www.facebook.com/stitchingkitchen/>

Mellymade Designs

www.facebook.com/MellymadeDesigns

The Felt Studio

www.facebook.com/thefeltstudio/

Vicki Assegued

www.hellostitchstudio.com/events/online-layered-fabric-assemblage-with-vicki-assegued





**DIGITAL DIRECTORY OF
TEXTILE TEACHERS**

ARE YOU A FIBER ART TEACHER?

**WOULD YOU LIKE TO SEE YOUR FULL PAGE
ADVERT HERE?**

**CONTACT US TODAY FOR MORE INFORMATION
ABOUT HOW YOU CAN ADD YOUR SUBMISSION...**

MELANIE@UPCYCLEDCLOTHCOLLECTIVE.COM





WORDSEARCH

SEND AN EMAIL TO
MELANIE@UPCYCLEDCLOTHCOLLECTIVE.COM
AND WE WILL SEND YOU THE SOLUTION

Coats And Jackets

There are 10 words hidden in the word search below, the words may be found across, down, diagonally and backwards and can overlap with each other. The hidden words are listed beneath the word search; circle the words in the word search as you find them and cross them out from the list.

O	B	B	Y	A	N	Q	A	U	S	E	C
R	N	A	I	B	L	A	Z	E	R	A	Q
D	E	L	C	K	B	D	T	W	Z	N	O
R	E	F	N	O	E	A	E	T	P	T	J
O	I	S	F	O	O	R	A	C	P	E	N
I	D	V	B	C	H	O	R	R	O	S	T
R	E	O	R	B	C	N	F	O	N	I	W
E	E	E	F	N	O	O	Q	P	C	R	E
E	V	B	I	H	N	M	C	P	H	A	E
O	P	A	M	N	R	I	R	E	O	F	D
O	R	N	R	O	I	K	E	D	K	A	S
T	A	I	C	T	B	A	L	E	T	S	E

Biker
Cropped
Poncho
Tweed

Blazer
Kimono
Raincoat

Bomber
Overcoat
Safari



DIRECTORIES





DIGITAL DIRECTORY OF UP-CYCLED TEXTILE PRODUCTS

In this directory, we share products made from up-cycled textile resources and the pages, websites and groups of the people who make them.

If you are looking for gifts from an ethical source, this is your one-stop-shop! Thank you for supporting the up-cycled textile economy. We appreciate it very much!

**ADD YOUR LISTING TO THE NEXT EDITION FOR
ONLY \$5USD/MONTH!**

PAY FOR THE WHOLE YEAR AND SAVE 15%!



Line listing in Directory

@\$5USD a month

Business name

Website/Social Link

Half page advert with image

@\$15USD a month

Business name

Website/Social Link

Image



One page advert up to six images

@\$25USD a month

Business name

Website/Social Link

Up to 6 images



Two page advert up to ten images

@\$39USD a month

Business name

Website/Social Link

Up to 10 images

Four page advert

@\$89USD a month

Front cover advert

@\$259USD a month

Including four pages inside
the magazine

Two page advert front of magazine

@\$59USD a month

Business name

Website/Social Link

Up to 6 images

MAKER/SELLERS OPPORTUNITIES

TO REACH MORE PEOPLE WITH YOUR PRODUCTS



1. GLOBAL AUDIENCE OF 200K MEMBERS

Sell your products made from up-cycled textiles to a global audience in the main Up-Cycled Cloth Collective Group..

2. LOCAL AUDIENCE

Sell your products made from up-cycled textiles to people who live near you in the Regional and City Groups.



3. BUYERS AUDIENCE

Sell your products made from up-cycled textiles in a Group dedicated to selling this kind of product.

4. LEARN

Join the free WhatsApp Group where we share tips about selling your products online.



MEMBER FEATURES

5. MEMBER FEATURE

Add your story in a free Member Feature to our digital magazine.

VIEW OUR RATES TO ADVERTISE IN THE
DIGITAL MAGAZINE AT

WWW.PATREON.COM/UPCYCLEDCLOTHCOLLECTIVE/

We have made it really easy for you to pay for your adverts with us, all you need to do is select the payment option appropriate to the advert that you want to place at this link...

www.patreon.com/upcycledclothcollective

This will create a recurring monthly payment that you do not have to think about too hard, while you advertise with us.

Once you have subscribed to the appropriate payment option, you can send your advert to melanie@upcycledclothcollective.com

When you want to end the subscription you simply opt out with immediate effect.

Thank you for advertising with us!





**UP-CYCLED CLOTH COLLECTIVE
MEMBERS ON FACEBOOK**

Ash & Hare Couture

www.facebook.com/groups/413144289088981/user/100064562027481

Ash & Hare Couture - Exclusive VIP Group

www.facebook.com/groups/259579061553309/

Debbie White

www.facebook.com/fried.macaroni.clothing

Ere Cipactli Payan

www.facebook.com/HandCraftedCircle

Fairy Pine Fiber Art

www.facebook.com/profile.php?id=100048928882070

Janine Swegel

www.facebook.com/KERSPLATCrafts

Jill Makinson Harrison

www.facebook.com/Jezabel_gets_crafty

Lesley C Foster

www.facebook.com/happybears60





**UP-CYCLED CLOTH COLLECTIVE
MEMBERS ON FACEBOOK**

Malissa Long Wilson

www.facebook.com/MalissaLongWear

Sharron Barton

www.facebook.com/TheBigBeeClub


Studio TK

www.facebook.com/studiotk22

**ADD YOUR LISTING TO THE NEXT EDITION FOR
ONLY \$5USD/MONTH!**

PAY FOR THE WHOLE YEAR AND SAVE 15%!





**UP-CYCLED CLOTH COLLECTIVE
MEMBERS ON INSTAGRAM**

Rowena Fernandes

www.instagram.com/aaquarius_goa

Barbara Melling

www.instagram.com/barbaramelling.artist

www.instagram.com/eclectic_minx

www.instagram.com/marywalkertextiles

www.instagram.com/n33_number_thirty_three

www.instagram.com/senasratelisnaujas

www.instagram.com/sewitwithdi

www.instagram.com/splicedecofashion

www.instagram.com/upsyclethesystem

**ADD YOUR LISTING TO THE NEXT EDITION FOR
ONLY \$5USD/MONTH!
PAY FOR THE WHOLE YEAR AND SAVE 15%!**





**UP-CYCLED CLOTH COLLECTIVE
MEMBERS ON ETSY**

Caraut Studio

www.etsy.com/shop/CARAUT

Christine Marese Bowers

www.etsy.com/shop/madeinmaplewood

Don't Ya Look

www.etsy.com/shop/dontyalook

Elephants And More Shop

www.etsy.com/nl/shop/ElephantsAndMoreShop/

Eko Jo Ko

www.etsy.com/shop/EkoJoKo





**UP-CYCLED CLOTH COLLECTIVE
MEMBERS ON ETSY**

Feltunik Designs

www.etsy.com/shop/FeltunikDesigns

Gevelegian Florenta

www.etsy.me/3qkSxz6

Grammies Little Aprons

www.etsy.com/shop/GrammiesLittleAprons

Greta Dedmon

www.etsy.com/shop/WhimsyByGreta

Hannay Handmade

www.etsy.com/shop/HannayHandmade

Healing India

www.etsy.com/au/shop/HealingIndia

**ADD YOUR LISTING TO THE NEXT EDITION FOR
ONLY \$5USD/MONTH!
PAY FOR THE WHOLE YEAR AND SAVE 15%!**





**UP-CYCLED CLOTH COLLECTIVE
MEMBERS ON ETSY**

In Your Style Boutique

www.etsy.com/uk/shop/InyourstyleBoutique

It's 2 Good 4 Trash

www.etsy.com/shop/Its2Good4Trash

Jänis Jrabbit Abel

<https://www.etsy.com/listing/1014299373/handmade-washcloths-from-upcycled-fabric>

Junebug Quilt N Stitch

www.etsy.com/shop/junebugquiltnstitch

Karen Davis

www.etsy.com/uk/shop/CapyllUshty

Kat O'Sullivan

www.katwise.etsy.com

Maria Evestus

www.etsy.com/shop/Volukunst

Minodora Hand Made

www.etsy.com/shop/MinodoraHandMade





**UP-CYCLED CLOTH COLLECTIVE
MEMBERS ON ETSY**

Paisley Violet

www.etsy.com/shop/TheCellarCo

Re Useful Things Studio

www.etsy.com/shop/ReUsefulThingsStudio

Roz Falvo

www.etsy.com/shop/Ozbods

Sarah Rogers

www.etsy.com/shop/ThreadablesBySarah

Sheila Atchison

www.healingheartdesignco.etsy.com

The Green Cat

www.etsy.com/shop/thegreencat/

Touchy Feely Textiles

www.etsy.com/uk/shop/TouchyFeelyTextiles





**UP-CYCLED CLOTH COLLECTIVE
MEMBERS ON ETSY**

Up-Cycled Island

<https://www.etsy.com/shop/upcycledisland/>

Vintage Patterns

<https://www.etsy.com/shop/VintagePatternsCo1>

Wooly Hooker

www.etsy.com/shop/woolyhookerNL

Zane Brīvmane

www.sanapiro.etsy.com

<https://www.facebook.com/groups/UpCycledClothCollective/posts/2593294950837562/>





**UP-CYCLED CLOTH COLLECTIVE
MEMBERS WITH WEBSITES**

Cathi Murray
www.scratchandstitch.com

Chandrachekar M. V.
www.revalued.de

Lisa Rosseau
www.prairienights.ca

Malissa Long Wilson
www.mlewear.com

Ree Vick
www.goimagine.com/rag-rug/

Rowena Fernandes
www.aaquarius.com

**ADD YOUR LISTING TO THE NEXT EDITION FOR
ONLY \$5USD/MONTH!
PAY FOR THE WHOLE YEAR AND SAVE 15%!**





**UP-CYCLED CLOTH COLLECTIVE
MEMBERS WITH BLOGS**

<https://www.sewingthroughfog.com/>

**ADD YOUR LISTING TO THE NEXT EDITION FOR
ONLY \$5USD/MONTH!
PAY FOR THE WHOLE YEAR AND SAVE 15%!**





Arkie's Boutique

www.etsy.com/au/shop/ArkiesBoutique

Boomerang Bunting Northern Beaches

www.facebook.com/boomerangbuntingnorthernbeaches/

CJ Fabricart

www.facebook.com/groups/413144289088981/user/100063697891100/

Cool Weird Wonderful

www.coolweirdwonderful.com.au/shop/accessories

Jeknit

www.instagram.com/jeknit/

Nothing New By Diane

www.facebook.com/nothingnewbydiane/

<https://www.facebook.com/NambuccaOpShop>

<https://www.facebook.com/groups/778732678931451>





UP-CYCLED CLOTH COLLECTIVE GIFT GUIDE



FABCYCLE

Canadian Sustainable Fabric Store & Sewing

www.fabcycle.shop

Phone: (778) 829-4245

GUYS FRENCHYS

<https://guysfrenchys.com/our-story/>





We have opened a little gem in northern Alberta called:

Nampa Thrift

Our logo looked like: Re- Nampa Thrift

We have upcycled a bit but people don't generally come in for that price point. We have earrings, flip flops, keychains, all sorts of things. Rags. We'll see what next steps are!

Facebook

<https://www.facebook.com/profile.php?id=100086353136173&mibextid=LQQJ4d>

Instagram

https://www.instagram.com/namathrift?igsh=cmEwaG1nYjl5Y2U2&utm_source=qr

Thank you!

Sincerely,

Sharon Lee





Grou

Kringloopwinkel

<https://www.facebook.com/profile.php?id=100063735992598>

Rotterdam

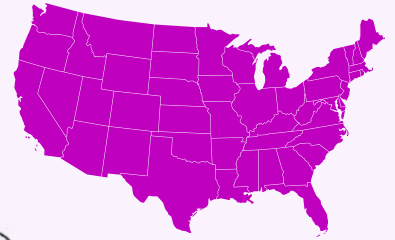
Kringloopwinkel

<https://www.facebook.com/profile.php?id=100071258595928>





UP-CYCLED CLOTH COLLECTIVE GIFT GUIDE



THRIFT STORES IN OHIO

CUYAHOGA COUNTY

Bargain Town Thrift
4252 Fulton Road
Cleveland, Ohio 44144 USA
Phone (216)-785-9773

Goodwill
14690 Snow Road
Brook Park, Ohio 44142 USA
Phone (216)-862-2700

Goodwill
23100 Lorain Road North Olmsted, Ohio 44070 USA Phone
(440)-777-4422

Goodwill
6880 Pearl Road Cleveland, Ohio 44130 USA
Phone (440)-842-7480





Goodwill Cedar Center
13908 Cedar Road University Heights, Ohio 44118 USA Phone
(216)-306-2661

Goodwill
Lee Harvard Shopping Center
4071 Lee Road Cleveland, Ohio 44128 USA
Phone (216)-999-7186

Goodwill
6605 Mayfield Road Mayfield Heights, Ohio 44124 USA Phone
(440)-683-1602

Goodwill
16160 Pearl Road Strongsville, Ohio 44136 USA
Phone (440)-783-1168

Savers
7100 Brookpark Road Cleveland, Ohio 44129 USA
Phone (216)-741-2905





Savers

21201 Center Ridge Road Rocky River, Ohio 44116 USA Phone
(440)-356-1186

Value World

11900 Detroit Avenue Lakewood, Ohio 44107 USA
Phone (216)-671-4483

Value World

4639 Northfield Road North Randall, Ohio 44128 USA Phone
(216)-671-4483

LORAIN COUNTY

Goodwill

825 Center Road Avon, Ohio 44011 USA
Phone (440)-937-3305

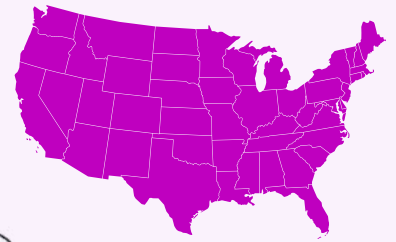
Goodwill

Tops Plaza 33789 Center Ridge Road North Ridgeville, Ohio
44039 USA
Phone (440)-327-9944





UP-CYCLED CLOTH COLLECTIVE GIFT GUIDE



MEDINA COUNTY

Goodwill

Laurel Square Shopping Center 1733 Pearl Road Brunswick, Ohio
44212 USA

Phone (330)-225-7544

Goodwill

3500 Medina Road Medina, Ohio 44256 USA

Phone (330)-722-2121

SUMMIT COUNTY

Goodwill

Summit Plaza 10333 Northfield Road Northfield, Ohio 44067 USA

Phone (330)-908-1440

Goodwill

Twinsburg Plaza 10735 Ravenna Road Twinsburg, Ohio 44087
USA

Phone (330)-752-0995





Goodwill

Smith Centre 1725 State Road Cuyahoga Falls, Ohio 44223 USA
Phone (330)-475-7592

Goodwill

501 South Avenue Tallmadge, Ohio 44278 USA
Phone (234)-255-9191

Goodwill

570 East Waterloo Akron, Ohio 44319 USA
Phone (330)-724-6853

LAKE COUNTY

Savers

Northshore Mall 30604 Lakeshore Boulevard Willowick, Ohio
44095 USA
Phone (440)-347-0200





UP-CYCLED CLOTH COLLECTIVE GIFT GUIDE

Thumb Industries

<https://www.facebook.com/profile.php?id=100064454753440>

<https://www.thumbindustries.com/>

Scrap It Up Cincinnati

<https://scrapitupcincy.org>

Indigo Hippo

<https://www.indigohippo.org>



www.facebook.com/UpCycleOhioThrift/



UpCycle Ohio Thrift Store

@UpCycleOhioThrift · ★ 5.8 reviews · Nonprofit organization

[View shop](#)

[Home](#) [Shop](#) [Events](#) [Reviews](#) [More](#) ▾

[Liked](#)

[Message](#)





Ons overzicht van leukste kringloopwinkels is completer dan ooit
Mede dankzij jullie tips staan er nu 118 winkels in dit overzicht,
wow!

Zijn we jouw favoriete winkel vergeten? Laat het ons weten in de
comments, en daar vind je ook de link naar het gehele overzicht.
Hier zijn alvast een paar winkels per provincie uitgelicht:

Drenthe

- * Kringloopwinkel De Kring in Meppel
- * De Kringloop Factory in Roden
- * De Siepel Kringloop in Dwingeloo

Flevoland

- * Kringloopwinkel Het Goed Emmeloord en Het Goed Lelystad
- * De Groene Sluis in Lelystad
- * De Kringloper Almere - Kruidenwijk in Almere (zit ook in Naarden, Hilversum en Weesp)





UP-CYCLED CLOTH COLLECTIVE GIFT GUIDE

Friesland

- * Kringloopwinkel Nochris 2.0 in Sint Annaparochie
- * Dorcas kringloop Heerenveen
- * Kringloop Lemmer

Gelderland

- * Basta in Nijmegen
- * Willyswarenhuis in Wageningen
- * Kringloop Malden

Groningen

- * Mamamini Goededoelenkringloop in Groningen
- * Wedeka Kringloop in Veendam
- * Kringloopwinkel de Snuffelstal in Beerta

Limburg

- * Emmaus verspreid over de hoeve 5 kringloopwinkels
- * Kringloop MaGe Heijen
- * Goed Gebruikt Goed in Weert





Noord-Brabant

- * Tante Pollewop en Kringloopwinkel La Poubelle in Tilburg
- * Stichting #Awesome kledingruil atelier Eindhoven
- * Het Goed Boxtel

Noord-Holland

- * Rêveuse Vintage & Penny Lane Vintage in Amsterdam
- * Snuffelmug in Haarlem
- * Kringloopwinkel Saartje in Wieringerwerf

Overijssel

- * Harry's Kringloophal in Zwolle
- * Kringloop Zwolle
- * Kringloop Kampen

Utrecht

- * Stichting Kringloop Centrum Utrecht de ARM & Wawollie
- Kringloop Utrecht
- * Vint Amersfoort
 - * Sam Sam





Zeeland

- * Kringloop Zeeland Serooskerke
- * Zeeuwsch Kringloopbeurs in St. Jansteen
- * Kringloopwinkel Dorcas in Zierikzee

Zuid-Holland

- * Pand 96 in Schoonhoven
- * De Recycling in Den Haag
- * Leuke Boel in Delft

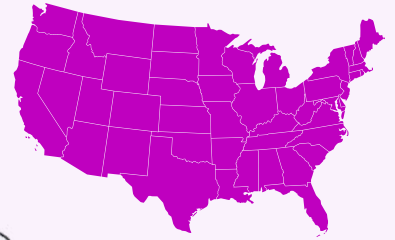
ReShare Store van het Leger des Heils vind je door heel het land (Alkmaar, Arnhem, Breda, Den Haag, Deventer, Dordrecht, Groningen, Nijmegen, Rotterdam en Tilburg.) Ook de winkels van Het Goed kringloopwarenhuizen vind je verspreid door heel Nederland.

With thanks to Marita Stomp for adding this list for our magazine.





UP-CYCLED CLOTH COLLECTIVE GIFT GUIDE



Materials Exchange

<https://www.materials-exchange.org/>
is an art supply thrift with LOTS of textiles

St Vincent de Paul

<https://www.svdp.us/st-vinnies-thrift-store/#locations>
St Vincent de Paul sends most of the craft supplies to the
Division store, which always has lot of fabric, yarn, etc.

Portland Scrap Creative Reuse

<https://portland.scrapcreativereuse.org/>





Brainy Birds Edenvale
<https://brainybirds.co.za/>

Chic Mamas
<https://youtu.be/V2YersC2lGg>
<https://www.facebook.com/www.chicmamasdocare.org>
<https://www.facebook.com/chicdurban>
<https://www.facebook.com/chicmamasdocarejozi>

Curiosity Charity Shop
<https://youtu.be/FuD8gUmHilc>
<https://www.facebook.com/TheCuriosityCharityShop>

FORA Secondhand Shop
<https://youtu.be/r4lPQQsOUeo>
<https://www.facebook.com/groups/friendsofrescuedanimals>

Hospice East Rand
<https://www.facebook.com/HospiceEastRand>

Hospice Edenvale
<https://www.facebook.com/edenvalehospice>



OVERCOATS

EMBRACE THE THRILL OF THRIFT SHOPPING



Overcoats: Empowering Communities One Coat at a Time

In a world where fashion often feels disposable and trends change as quickly as the seasons, Overcoats stands out as a beacon of sustainability, community upliftment, and entrepreneurial spirit. This unique company isn't just about selling second-hand coats; it's about creating opportunities and making a positive impact on the world around them.

Founded on the belief that fashion should be both stylish and sustainable, Overcoats sources high-quality second-hand coats and offers them to customers through retail stores and wholesale channels. But what truly sets Overcoats apart is their 'buy-a-bale, make your own cash' initiative.

At first glance, it might seem like just another business model, but delve deeper, and you'll discover the heart of Overcoats' mission. The 'buy-a-bale, make your own cash' initiative empowers individuals within communities by providing them with the opportunity to start their own businesses.

Here's how it works: Overcoats offers customers the option to purchase bales of coats at a wholesale price. These bales contain a variety of coats in different styles, sizes, and conditions. Customers can then sell these coats individually, either online or in person, at a price of their choosing. The profit they make from selling these coats is theirs to keep, providing them with a source of income and the means to start their own venture.

This initiative is more than just a business opportunity; it's a catalyst for change within communities. By giving individuals the tools they need to become entrepreneurs, Overcoats is not only providing them with financial independence but also fostering a sense of pride and ownership in their own success.

But the impact of Overcoats doesn't stop there. By selling second-hand coats, the company is also contributing to a more sustainable fashion industry. Instead of adding to the cycle of fast fashion and waste, Overcoats gives new life to pre-loved garments, reducing the environmental footprint of the fashion industry.

Moreover, Overcoats' commitment to uplifting communities extends beyond their business model. They actively seek out partnerships with local organisations and charities, providing support and resources to those in need. Whether it's donating coats to homeless shelters or sponsoring community events, Overcoats is dedicated to making a difference wherever they can.

In a world where consumerism often takes precedence over community welfare, Overcoats is a refreshing reminder that businesses can do well by doing good. Through their innovative initiatives and commitment to sustainability and social responsibility, Overcoats is not only changing the way we think about fashion but also the way we think about business.

So, the next time you're in need of a new coat, why not choose Overcoats? Not only will you be getting a stylish and sustainable garment, but you'll also be supporting a company that's making a real difference in the world. After all, when you buy from Overcoats, you're not just buying a coat; you're investing in a brighter future for us all.

Brian Hurley started Overcoats 30 years ago and in this inspiring interview he shares his story...

<https://youtu.be/tYn7zMN1q70>

It is so heartwarming to see the way everyone at Overcoats seems to share a very deep and abiding love for Brian. This is what William Magabane has to say about his experience working there...

<https://youtu.be/sih7S67KDFs>

Chunnel Mogadime has become used to going Live on Facebook in front of more than 120K people. Watch this video to hear her answer when I asked her what it is like to be an Influencer...

https://youtu.be/_VnzZOkjxbw

Here is the link to the Overcoats website if you would like to contact them directly.

<https://web.facebook.com/overcoats>

www.overcoats.co.za

info@overcoats.co.za

[+27 11 845 4769](tel:+27118454769)

Overcoats Benoni

Address: [31 Van Wyk Road, Brentwood Park, Benoni](#)

Tel: [011 845 4769](tel:0118454769)

Email: sales@overcoats.co.za

WhatsApp: [078 769 3810](tel:0787693810)



Hotel Hope Interiors

https://youtu.be/iYliOF_hMiU

<https://www.facebook.com/profile.php?id=100065585915371>

Junkie Charity Shop

<https://youtu.be/Ehb-qxPokFo>

<https://www.facebook.com/LoveJunkieCharityStore>

Ons Winkel

<https://www.facebook.com/groups/123705476412875/>

Ons winkel Silverton

<https://www.facebook.com/onswinkelsilverton>

SAINTS Animal Charity Shop

<https://youtu.be/NrfwO9ZFbls>

<https://www.facebook.com/SAINTsAnimalCharity>

Upcycle.co.za

<https://youtu.be/tdYDhEtxJVo>

<https://www.upcycle.co.za>

UTurn Ministries

<https://youtu.be/hyYgRd4ahmg>

Woza Moya

<https://www.facebook.com/WozaMoya>



Angelview

<https://angelview.org/>

Anglin Second Hand

<https://www.facebook.com/groups/1952788801649354/user/100022508387190/>

Arc Thrift

<https://www.arcthrift.com/>

Assistance League Of Las Vegas Thrift Shop

<https://www.facebook.com/groups/1952788801649354/user/100057066566187/>

Aunty Helens Thrift/Charity

<https://www.facebook.com/groups/1952788801649354/user/100064797876234/>

Clark & Atherton Mercantile

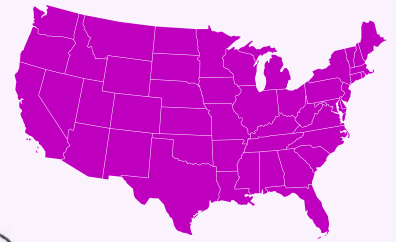
<https://www.facebook.com/clarkandathertonmercantile/>

Demi's Animal Rescue

<https://demisanimalrescue.com/thrift/>



UP-CYCLED CLOTH COLLECTIVE GIFT GUIDE



FABMO

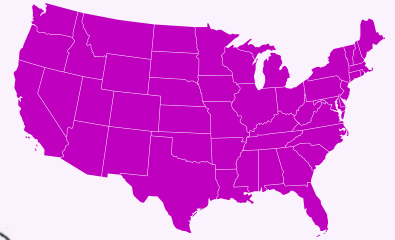
FabMo is an volunteer-run non-profit that started when an environmentally-conscious couple learned how much fabric - mostly various-sized upholstery and drapery samples - were discarded every week at the San Francisco Design Center. They arranged to go up to San Francisco from their home in the South Bay to pick up these garbage bags of unwanted samples from various studios. That grew as more and more firms learned that they could save money by donating these materials instead of having them hauled away as trash. Word spread and they began to be offered mill-ends and fabrics still on the roll, wallpaper & tile samples, cones of thread, yarn stashes and various other craft supplies. Where does all this go? It goes to sewists, quilters, paper-crafters, mixed-media artists, school teachers, needleworkers, costumers - you name it! - through a regular schedule of 3-day sale events where you can buy supplies at pennies on the dollar. FabMo also has an online store where some of the most intriguing fabrics, yarns, etc. are offered first, though you must live close enough to the warehouse in Sunnyvale, CA, to pick up your purchases (or have a friend who can do it for you.) It's a wonderful group of people, and a fun and fascinating place to volunteer.

<https://www.facebook.com/FabMo>.

<https://www.fabmo.org/>



UP-CYCLED CLOTH COLLECTIVE GIFT GUIDE



Happy Dragon Thrift Shop

<https://www.happydragonthriftshop.org/>

New Horizons Thrift Stores

<https://www.facebook.com/nhthriftstores>

Revival Stores

<https://revivalsstores.com/>

Ruth's Room

<https://www.facebook.com/ruths.room>

Savers

<https://stores.savers.com/>



In San Francisco, CA , USA, some of the great thrift shops (Thrift Village & Savers) have closed due to outrageous rental increases, but we do still have one of the best if not the original SCRAP shop for artists & community. It's been around since the 1980s? & sells & gives materials of all sorts to artists, teachers & the public for upcycling/ reuse. I remember one of my first purchases years ago was dialysis tubes that were mis-specced. Never upcycled them, but they hung around my studio for years as decorative curios until I finally donated them back. They collaborate with the local garbage collection/ recycling company, the school district & many other organizations.

They have monthly giveaways to teachers, & they offer inexpensive/free workshops. Info below.

A great place to visit if anyone comes to San Francisco! If you ever make it to San Francisco, drop me a line, I'd love to show you upcycling highlights of our city.

Judy Toupin





SCRAP

Tuesday - Saturday: 10 AM - 6 PM

Donations Accepted Tues - Sat: 10 AM - 3 PM

Closed Sundays & Mondays

2150 Newcomb Street

San Francisco, CA. 94124. USA

415-647-1746





THE LEGACY

<https://www.facebook.com/legacysewingandcrafts>

WHO GIVES A SCRAP

<https://www.facebook.com/groups/1952788801649354/user/100063555821382/>





Emmaus Bolton has free parking and a cafe. As we as the scrap store the site has a variety of different departments from furniture, bric-a-brac, clothing and books.

Opening times and directions can be found on the website.

Any questions please let me know.

Best wishes,
Rebecca Coleman

<https://emmaus.org.uk/bolton/bolton-recycling/>

<https://emmaus.org.uk/bolton/>





Here is my Thrift shop info to add to the directory. I helped set up the scrap store and textile recycling hub. All voluntarily which is very rewarding in many ways. The scrap store is full of different types of fabric, wool, embroidery, and crafting surplus. Which is all donated by the community and some local textile companies here and around Bolton Greater Manchester, UK. We price items to sell so our customers can make use of them. Our lovely group of sewing volunteers make items to sell in the shop. All from fabric and deconstructed clothing. So far we have made draft excluders, make-up bags, soft toys, reusable shopping bags, roll up knitting needle cases and bucket hats. Emmaus Bolton has free parking and a cafe. As we as the scap store the site has a variety of different departments from furniture, brick brac, clothing and books. Opening times and directions can be found on the website. Below are photos that you are welcome to use if you wish.

Any questions please let me know.
Best wishes,
Rebecca Coleman

<https://emmaus.org.uk/bolton/bolton-recycling/>
<https://emmaus.org.uk/bolton/>





Lymington Craft Shop
(Upcycled/recycled fabrics and craft items)
St Thomas Street,
Lymington SO41 9NA
Phone: 07761 013970
Monday-Saturday: 9.30am to 4.30pm
Raises funds for a local hospice.

Mountbatten Hospice Shop
22-24 Lugley St
Newport
Isle of Wight
Open Mon -Sat 10-4
Good selection of donated craft items, yarns etc upstairs usually

RSPCA Shop
53 The Parade
High St
Watford,
WD17 1LJ
Herts

St Lukes Broomhill Vintag
<https://web.facebook.com/StLukesBroomhillVintage>



DO YOU HAVE A THRIFT
STORE TO ADD TO THIS
LIST?

melanie@upcycledclothcollective.com

WE WOULD LOVE TO HEAR
FROM YOU.





AFFILIATED GROUPS





Group by Melanie Brummer

Mend With A Friend

+ Invite

Discussion Guides Featured Rooms Events Media Files People



MEND WITH A FRIEND

We believe that mending is way more fun when you do it with friends so we decided to create Group especially for our members who want to mend together.

Click through and join this Group to find yourself a friend to mend with.

<https://www.facebook.com/groups/1425342904485791>

Sell Your Products

made from up-cycled textile resources



Edit

Sell Your Up-Cycled Textile Products

+ Invite

Discussion Guides Featured Events Media Files People

Q

...

SELL YOUR UP-CYCLED TEXTILE PRODUCTS

We support the members of our community who sell products made from up-cycled resources in a number of different ways. The first, is with this Group at this link...

<https://www.facebook.com/groups/566384867167616>

We also have Regional and City Groups to help them to find customers who live nearby. Scroll to the end of this magazine for the complete list of Regional and City Groups to find yours.

TEXTILE AND FIBER ART TEACHERS, WORKSHOPS AND CLASSES

BROUGHT TO YOU BY



Edit

Group by Melanie Brummer

Textile and Fiber Art Teachers, Workshops and Classes

+ Invite

Discussion Guides Featured Events Media Files People

Q

...

TEXTILE AND FIBER ART TEACHERS, WORKSHOPS AND CLASSES

We believe that teachers are the key to amplifying our message so we started a Group dedicated to teachers and their paid workshops.

While we understand that many members cannot afford paid workshops, many others can and our teachers deserve to be supported financially so they are in a position to pay their bills and keep teaching

Click through and join this Group to meet the finest textile and fiber art teachers from around the globe...

<https://www.facebook.com/groups/2035401246536217>

GROUP GOOD FUN

MODERATORS TRAINING GROUP
FOR THE
UP-CYCLED CLOTH COLLECTIVE

Edit

Group by Up-Cycled Cloth Collective Meet-Ups

Up-Cycled Cloth Collective Moderators Training Group



+ Invite

Discussion Guides Featured Rooms Members Events Media Files



Our Admin Team gathers together in a Group where we chat about our Community Guidelines and train new Team members.

If you love our Group and you would like to volunteer to join our Admin Team, we would love to have you on board. You are welcome to join the Group and spend some time there to decide if the role is for you or not. We have a detailed playbook of Guidelines that we use so you have full support throughout your training from existing systems and structures that are already in place.

<https://www.facebook.com/groups/1300528716743834>

Thank you for joining our Team!



UP-CYCLED CLOTH COLLECTIVE DENIM SHOWCASE

We started a Group exclusively for conversations about projects made with denim. This way, when you are looking for denim related content you can visit this Group and find the up-cycled denim in one place.

You will find this Group at this link...

<https://www.facebook.com/groups/upcycled.denims.and.jeans>

If you love projects made from up-cycled denims, click through and enjoy a continuous stream of inspsiring ideas.

Up-Cycled Cloth Collective Quilt Showcase



Edit

Group by Up-Cycled Cloth Collective Meet-Ups

Up-Cycled Cloth Collective Quilt Showcase

+ Invite

Discussion Featured Events Media Files People



UP-CYCLED CLOTH COLLECTIVE QUILT SHOWCASE

We started a Group exclusively for conversations about quilts made with up-cycled textiles. This way, when you are looking for quilt related content you can visit this Group and find the up-cycled quilts all in one place.

You will find this Group at this link...

<https://www.facebook.com/groups/619883815190465>

If you love quilts made from up-cycled textiles, click through and enjoy a continuous stream of beautiful quilts made from re-used resources.

Volunteer Connect



Edit

Group by Up-Cycled Cloth Collective Meet-Ups

Volunteer Connect Up-Cycled Cloth Collective

+ Invite

Discussion Featured Events Media Files Guides People



VOLUNTEER CONNECT

We started a Group to focus on charities and non-profits that are using up-cycled textiles to support social impact in a positive way. Our hope is to support these charities by bringing them all together in one space where they are easy for our members to find.

Click through to the link below to visit the Group...

<https://www.facebook.com/groups/367299483695047>

It is so meaningful to see how up-cycled textiles support social impact in such an amazing way. The generosity of our members shines through in the content in this Group.

If you have a love for charity organizations and you would like to contribute in a positive way, click through and spend some time with and enjoy the feel-good stories there.



REGIONAL AND CITY GROUPS



UP-CYCLED CLOTH COLLECTIVE REGIONAL GROUPS

Africa

www.facebook.com/groups/africa.upcycled.cloth.collective/

Australia

www.facebook.com/groups/Australia.Upcycled.Cloth.Collective/

Austria

www.facebook.com/groups/austria.upcycled.cloth.collective/

Asia

www.facebook.com/groups/asia.upcycled.cloth.collective/

Belgium

www.facebook.com/groups/belgium.upcycled.cloth.collective/

Botswana

www.facebook.com/groups/botswana.upcycled.cloth.collective/

Brazil

www.facebook.com/groups/brazil.upcycled.cloth.collective/

Canada

www.facebook.com/groups/canada.upcycled.cloth.collective/
British Columbia, Alberta, Saskatchewan, Manitoba, Yukon, Northwest Territories, Nunavut, Ontario, Quebec, New Brunswick, Nova Scotia, Prince Edward Island, Newfoundland and Labrador

Central America

www.facebook.com/groups/central.america.upcycled.cloth.collective/

Denmark

www.facebook.com/groups/denmark.upcycled.cloth.collective/

Egypt

www.facebook.com/groups/egypt.upcycled.cloth.collective/

England

www.facebook.com/groups/england.uk.upcycled.cloth.collective/

Europe

www.facebook.com/groups/Europe.Upcycled.Cloth.Collective/



Finland

www.facebook.com/groups/finland.upcycled.cloth.collective/

Florida Keys, USA

www.facebook.com/groups/florida.keys.upcycled.cloth.collective/

France

www.facebook.com/groups/france.upcycled.cloth.collective

Germany

www.facebook.com/groups/germany.upcycled.cloth.collective/

Ghana

www.facebook.com/groups/ghana.upcycled.cloth.collective/

Greece

www.facebook.com/groups/Greece.Upcycled.Cloth.Collective/

Hawaii

www.facebook.com/groups/hawaii.upcycled.cloth.collective/

India

www.facebook.com/groups/India.Upcycled.Cloth.Collective/

Ireland

www.facebook.com/groups/ireland.upcycled.cloth.collective/

Italy

www.facebook.com/groups/italy.upcycled.cloth.collective/

Kenya

www.facebook.com/groups/kenya.upcycled.cloth.collective

Malawi

www.facebook.com/groups/malawi.upcycled.cloth.collective/

Mexico

www.facebook.com/groups/mexico.upcycled.cloth.collective/

Middle East

www.facebook.com/groups/middle.east.upcycled.cloth.collective/

Midwest USA

www.facebook.com/groups/Midwest.USA.Upcycled.Cloth.Collective/
Wisconsin, Illinois, Indiana, Michigan, Missouri, Ohio.



Namibia

www.facebook.com/groups/namibia.upcycled.cloth.collective/

New Zealand

www.facebook.com/groups/new.zealand.upcycled.cloth.collective/

Nigeria

www.facebook.com/groups/nigeria.upcycled.cloth.collective/

Northeastern USA

www.facebook.com/groups/northeastern.usa.upcycled.cloth.collective/

Massachusetts, Pennsylvania, Maryland, Delaware, New Jersey, Connecticut, Rhode Island, New York, Vermont, New Hampshire, Maine

Northern Ireland

www.facebook.com/groups/northern.ireland.upcycled.cloth.collective/

Northwestern USA

<https://www.facebook.com/groups/northwest.usa.upcycled.cloth.collective/>

Washington, Oregon, Montana, Idaho, Wyoming, Alaska

Pacific Northwest USA

www.facebook.com/groups/pacific.northwest.usa.upcycled.cloth.collective/

Plains USA

www.facebook.com/groups/plains.usa.upcycled.cloth.collective/

North Dakota, South Dakota, Nebraska, Kansas, Minnesota, Iowa, Oklahoma

Poland

www.facebook.com/groups/poland.upcycled.cloth.collective/

Portugal

www.facebook.com/groups/portugal.upcycled.cloth.collective/

Rocky Mountains, USA

www.facebook.com/groups/rocky.mountains.usa.upcycled.cloth.collective/

Scotland

www.facebook.com/groups/scotland.upcycled.cloth.collective/

South Africa

www.facebook.com/groups/south.africa.upcycled.cloth.collective/



South America

www.facebook.com/groups/south.america.upcycled.cloth.collective/

South and Central Africa

www.facebook.com/groups/UCCC.SouthernAfrica/

Southeastern USA

www.facebook.com/groups/southeast.usa.upcycled.cloth.collective/
West Virginia, Virginia, Kentucky, North Carolina, South Carolina, Tennessee, Arkansas, Louisiana, Mississippi, Alabama, Georgia, Florida.

Southwestern USA

<https://www.facebook.com/groups/southwest.usa.upcycled.cloth.collective/>

California, Nevada, Utah, Colorado, Arizona, New Mexico, Texas

Spain

www.facebook.com/groups/spain.upcycled.cloth.collective/

Uganda

www.facebook.com/groups/uganda.upcycled.cloth.collective/

UK

www.facebook.com/groups/UK.Upcycled.Cloth.Collective/

Wales, UK

www.facebook.com/groups/Wales.Upcycled.Cloth.Collective/

Zambia

www.facebook.com/groups/zambia.upcycled.cloth.collective/



UP-CYCLED CLOTH COLLECTIVE CITY GROUPS

Adelaide, Australia

www.facebook.com/groups/Adelaide.Upcycled.Cloth.Collective/

Ansonia, Connecticut, USA

www.facebook.com/groups/ansonia.connecticut.usa.upcycled.cloth.collective/

Athens, Greece

www.facebook.com/groups/Athens.Greece.Upcycled.Cloth.Collective/

Auckland, New Zealand

www.facebook.com/groups/auckland.new.zealand.upcycled.cloth.collective/

Baltimore, Maryland USA

www.facebook.com/groups/baltimore.maryland.usa.upcycled.cloth.collective/

Belfast

www.facebook.com/groups/belfast.upcycled.cloth.collective/

Berlin, Germany

www.facebook.com/groups/berlin.germany.upcycled.cloth.collective/

Brisbane, Australia

www.facebook.com/groups/brisbane.australia.upcycled.cloth.collective/

Canberra, Australia

www.facebook.com/groups/canberra.australia.upcycled.cloth.collective/

Cape Town South Africa

www.facebook.com/groups/cape.town.south.africa.upcycled.cloth.collective/

Charlotte, North Carolina, USA

<https://web.facebook.com/groups/Charlotte.North.Carolina.Upcycled.Cloth.Collective/>

Cheltenham, UK

www.facebook.com/groups/cheltenham.uk.upcycled.cloth.collective/

Christchurch, New Zealand

www.facebook.com/groups/christchurch.new.zealand.upcycled.cloth.collective/

Denver, Colorado

www.facebook.com/groups/denver.colorado.usa.upcycled.cloth.collective/

Dublin

www.facebook.com/groups/Dublin.Upcycled.Cloth.Collective/

Edmonton, Alberta USA

www.facebook.com/groups/edmonton.canada.upcycled.cloth.collective/

Fort Lauderdale, USA

www.facebook.com/groups/fort.lauderdale.usa.upcycled.cloth.collective/

Fort Wayne

www.facebook.com/groups/fort.wayne.indianna.usa.upcycled.cloth.collective/

Gauteng, South Africa

www.facebook.com/groups/Gauteng.Upcycled.Cloth.Collective/

Geneva, Ohio USA

www.facebook.com/groups/geneva.ohio.usa.upcycled.cloth.collective/

Hamilton, New Zealand

www.facebook.com/groups/hamilton.new.zealand.upcycled.cloth.collective/

Houston, Texas, USA

www.facebook.com/groups/houston.texas.usa.upcycled.cloth.collective/

Indianapolis, USA

www.facebook.com/groups/indianapolis.usa.upcycled.cloth.collective/

Isle Of Wight, UK

www.facebook.com/groups/isle.of.wight.uk.upcycled.cloth.collective/

Kansas City, USA

www.facebook.com/groups/kansas.city.usa.upcycled.cloth.collective/

Lagos, Nigeria

www.facebook.com/groups/lagos.nigeria.upcycled.cloth.collective/

Las Vegas, Nevada, USA

www.facebook.com/groups/las.vegas.usa.upcycled.cloth.collective/

Little Rock, Arkansas USA

www.facebook.com/groups/little.rock.arkansas.usa.upcycled.cloth.collective/



Loisville, Kentucky, USA

www.facebook.com/groups/louisville.kentucky.usa.upcycled.cloth.collective/

London, UK

www.facebook.com/groups/london.uk.upcycled.cloth.collective/

Los Angeles

www.facebook.com/groups/los.angeles.usa.upcycled.cloth.collective/

Madison, Wisconsin, USA

www.facebook.com/groups/madison.wisconsin.usa.upcycled.cloth.collective/

Manchester, UK

www.facebook.com/groups/Manchester.Upcycled.Cloth.Collective/

Melbourne, Australia

www.facebook.com/groups/melbourne.australia.upcycled.cloth.collective/

Miami

www.facebook.com/groups/miami.florida.usa.upcycled.cloth.collective/

Minneapolis, USA

www.facebook.com/groups/minneapolis.usa.upcycled.cloth.collective/

Mitchells Plain, South Africa

www.facebook.com/groups/mitchellsplain.south.africa.uccc/

Mystic, Connecticut USA

www.facebook.com/groups/mystic.connecticut.usa.upcycled.cloth.collective/

New York City, New York, USA

www.facebook.com/groups/New.York.City.Upcycled.Cloth.Collective/

Nottingham, UK

www.facebook.com/groups/nottingham.uk.upcycled.cloth.collective/

Oklahoma City, USA

www.facebook.com/groups/oklahoma.city.usa.upcycled.cloth.collective/

Olympia, Washington, USA
www.facebook.com/groups/olympia.usa.upcycled.cloth.collective/

Paris, France
www.facebook.com/groups/paris.france.upcycled.cloth.collective/

Perth, Australia
www.facebook.com/groups/perth.australia.upcycled.cloth.collective/

Pittsburgh, Pennsylvania, USA
www.facebook.com/groups/pittsburgh.pennsylvania.upcycled.cloth.collective/

Phoenix, Arizona USA
www.facebook.com/groups/phoenix.arizona.usa.upcycled.cloth.collective/

Portland, USA
www.facebook.com/groups/portland.usa.upcycled.cloth.collective/

Rotorua, New Zealand
www.facebook.com/groups/rotorua.new.zealand.upcycled.cloth.collective/

San Diego, USA
www.facebook.com/groups/san.diego.usa.upcycled.cloth.collective/

San Francisco, USA
www.facebook.com/groups/san.francisco.usa.upcycled.cloth.collective/

Santa Fe, Texas
www.facebook.com/groups/santa.fe.texas.usa.upcycled.cloth.collective/

Saratoga Springs, New York
www.facebook.com/groups/saratoga.springs.usa.upcycled.cloth.collective/

Seattle USA
www.facebook.com/groups/727801545200218

Spokane, USA
www.facebook.com/groups/spokane.usa.upcycled.cloth.collective/

St Louis, Missouri, USA
www.facebook.com/groups/st.louis.missouri.usa.upcycled.cloth.collective/



Sydney, Australia

www.facebook.com/groups/sydney.australia.upcycled.cloth.collective/

Toronto, Canada

www.facebook.com/groups/toronto.canada.upcycled.cloth.collective/

The Battlefords, Saskatchewan

www.facebook.com/groups/The.Battlefords.Upcycled.Cloth.Collective/

Vancouver, BC Canada

www.facebook.com/groups/vancouver.bc.canada.upcycled.cloth.collective/

Victoria, BC Canada

www.facebook.com/groups/victoria.bc.canada.upcycled.cloth.collective/

Washington DC

www.facebook.com/groups/washington.dc.usa.upcycled.cloth.collective/

**JOIN YOUR LOCAL REGIONAL
AND/OR CITY GROUP TO CONNECT
WITH OTHER MEMBERS TO MEET UP
AND SHARE IDEAS AND RESOURCES.**





**ONLY \$10USD A YEAR TO
SUBSCRIBE!**

**DID YOU ENJOY THIS MAGAZINE?
WOULD YOU LIKE TO MAKE SURE
YOU RECEIVE THE MAGAZINE IN
YOUR E-MAIL BOX AS SOON AS IT IS
PUBLISHED EVERY MONTH ALONG
WITH A BONUS EBOOK?**

Click through today and subscribe...

www.upcycledclothcollective.com/magazine





SHARING IS CARING!

**DID YOU ENJOY THIS
MAGAZINE?**

**PLEASE AMPLIFY THE JOY AND
LEARNING AND SHARE THIS
MAGAZINE WITH YOUR FRIENDS
ON WHATSAPP.**

